

**TRUE**  
LIKE





## Cost Savings

### Fully Integrated

The TrueERP Software suite is sold complete with every function and module included in every package, so when you use the TrueERP Software Suite you can simply and quickly turn on any of these modules, at any time, and start using it immediately. By doing this TrueERP ensures that any data changes and additions to any module will immediately impact on all modules.

### Real Time Reporting

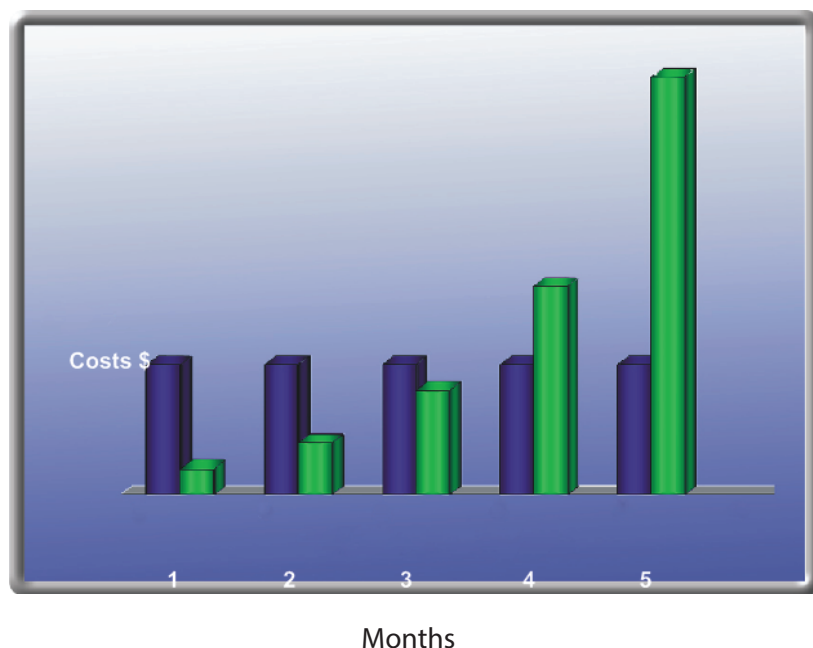
TrueERP uses what is called real time transaction reporting, or is otherwise known as a date driven system. This means that the moment a transaction is entered, it will immediately appear and adjust every other module associated, including stock and all reports, balance sheet, profit and loss, stock quantities etc. You don't have to wait for end of month rollovers or batch updating any more, your reports are instant and up to date to the milli-second.

As an added bonus, any piece of data that is displayed in any report, can be simply drilled into. This fantastic feature will give you extensive detail of what makes up the value displayed, right back to being able to open the original transactions on the report.

### Recovering Costs

Extensive research has been done in and around the return on investment values associated with the cost of installing and implementing the TrueERP Software suite as a business and management package and while the initial costs are a factor, the medium to long term returns are fantastic and should not be ignored.

Ease of data entry alone has shown a significant improvement in staff efficiency, time savings measures and a massive drop in data entry errors. When combined with how your reporting is instant, control of the business can also be instant. The fact that the TrueERP Software suite is a true all in one package, when data is entered once, it flows everywhere, the overall savings to a business are enormous not only in money, but time as well.



Results are typical and may vary from business to business



## About Us

TrueERP is a global organisation with more than 6000 customers and partners in over 12 countries around the world. An organisation that has been delivering Business Software\* products and services that help accelerate business innovation for our customers, since 1994.

The source code for the ERP Suite is a combined effort from a number of ERP companies around the world and all additions and updates are fed back to a central global point and shared back out to everyone.

In short, worldwide all 6000 copies of the software, as used by our customers, are identical and any update remains as part of the original source code.

We are now in our second decade of service and are extremely proud of our reputation for bulletproof products and unrivaled customer service. We value highly the partnerships we have with each and every customer and look forward to continuing this service and relationship into the future.



(\*) TrueERP defines Business Software as Enterprise Resource Planning and related applications such as supply chain management customer relationship management, product life cycle management and supplier relationship management.





TrueERP business accounting software gives you maximum flexibility from the creation of your Chart of Accounts and Cost Centres to Real Time Reporting and easy to use Graphical presentation of data. TrueERP is all about your accounting data and provides drillable access throughout its extensive reports. Drill into your Balance Sheet or Profit & Loss down to individual transactions in real time. Full Audit Trail is provided to track all transactions ensuring data integrity which is one of the key functions of accounting software.

## Chart Of Accounts

Complete list of accounts as required for any business. This list can be added to or deleted from depending on your particular requirements. In addition you can start from scratch with your own set of accounts or simply merge together a combination of both.

Chart of Accounts Tree - (Full Access)

Active Account ☒ All Account ☐ Inactive Account ☐

Refresh Search Column Name Search Text Tree Mode

Name	Account No	Type Balance	Level 1	Level 2	Level 3	Level 4	Acc Balance	Tot Balance	Tax
Accounts Payable		-\$158,685.91							
Accounts Payable		\$0.00	Accounts Pa...				-\$158,685.91	-\$158,685.91	
Accounts Receivable		\$349,451.53							
Accounts Receivable		\$0.00	Accounts Re...				\$349,451.53	\$349,451.53	
Capital / Equity		\$37,267.18							
Directors Drawings		\$0.00	Directors Dr...				-\$1,149.00	-\$1,149.00	
Goodwill		\$0.00	Goodwill				\$0.00	\$0.00	
Opening Bal Equity		\$31,523.00	Opening Bal...				\$6,893.18	\$38,416.18	
Retained Earnings		\$0.00	Retained Ea...				\$0.00	\$0.00	
Retained Earnings Adjustment		\$0.00	Retained Ea...				\$0.00	\$0.00	
Cheque or Saving		\$1,054,122...							
Bank	4544	\$270.00	Bank				\$1,022,017...	\$1,022,287...	
Payroll Bank	2346	\$0.00	Payroll Bank				\$0.00	-\$1,460.25	
Payroll Bank Clearing		\$0.00	Payroll Bank				-\$1,460.25		
Petty Cash		\$0.00	Petty Cash				\$32,295.24	\$32,295.24	
Sales Acct		\$0.00	Sales Acct				\$1,000.00	\$1,000.00	
Cost of Goods Sold		\$1,343,560...							
Credit Card Account		-\$22,004.22							
Expense		-\$3,248,445...							
Fixed Asset		\$29,881.12							
Income		\$9,479,744							

Expand All Export New Print Close Edit



## Dashboard

Look at a simple one page snap shot of your business, including accounts receivable, accounts payable, sales of different periods, cost of different periods and profit and loss over different periods. All figures within this report are drill-able to further investigate how these values are created.

## Budget Projections and Actual Business Performance

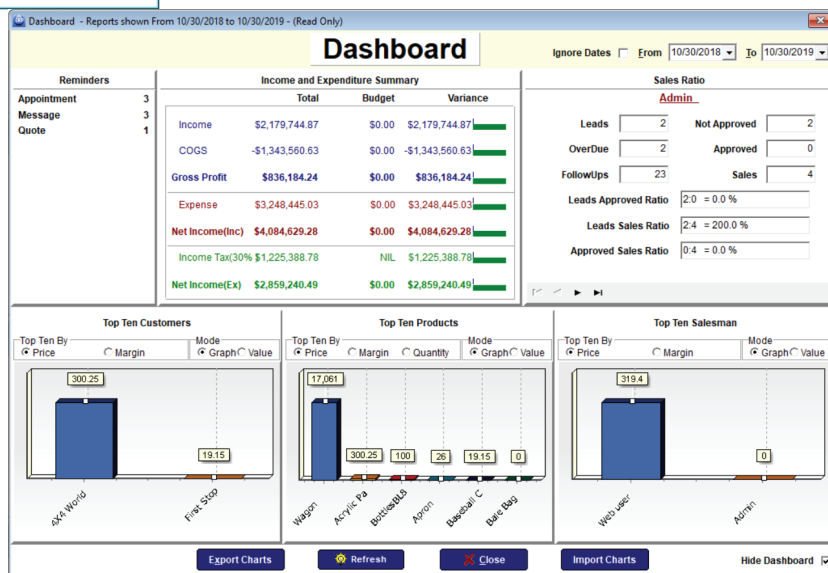
Take full control of Budgets by Department or Account with TrueERP. You can create multiple budgets or consolidated budgets and view a list of budgets created to easily monitor each and every budget set.

## Foreign Exchange

Allows selling and purchasing from Foreign Countries. Fixed foreign currency values per supplier can be set as well as auto loading of a currency adjustment values when payment is made. Products can also be pre-assigned with a supplier who has a fixed value in the supplier's currency, which auto loads and adjusts the current currency amount, by the foreign amount. Assign expenses and import costs directly to an item so that a full landed cost of the product is known including freight, customs and import duties

## Landed Costs

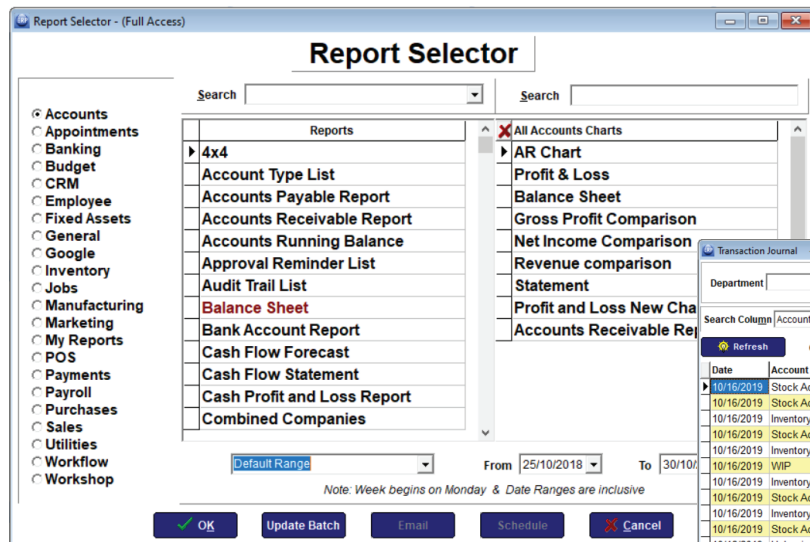
Costs against the product can be treated as a base cost or landed cost. You have the choice of applying all expenses associated with the original order, or only applying a small number of them.





## Business Cost Centres

Allocating Business Cost Centres allows for breaking down of each individual transaction into different cost centres. Great for doing Profit and Loss reports by departments etc to track individual sections within your company to see how they are performing.



**Report Selector**

Search:

Search:

**Accounts**

- Appointments
- Banking
- Budget
- CRM
- Employee
- Fixed Assets
- General
- Google
- Inventory
- Jobs
- Manufacturing
- Marketing
- My Reports
- POS
- Payments
- Payroll
- Purchases
- Sales
- Utilities
- Workflow
- Workshop

**Reports**

- 4x4
- Account Type List
- Accounts Payable Report
- Accounts Receivable Report
- Accounts Running Balance
- Approval Reminder List
- Audit Trail List
- Balance Sheet
- Bank Account Report
- Cash Flow Forecast
- Cash Flow Statement
- Cash Profit and Loss Report
- Combined Companies

**All Accounts Charts**

- AR Chart
- Profit & Loss
- Balance Sheet
- Gross Profit Comparison
- Net Income Comparison
- Revenue comparison
- Statement
- Profit and Loss New Cha
- Accounts Receivable Re

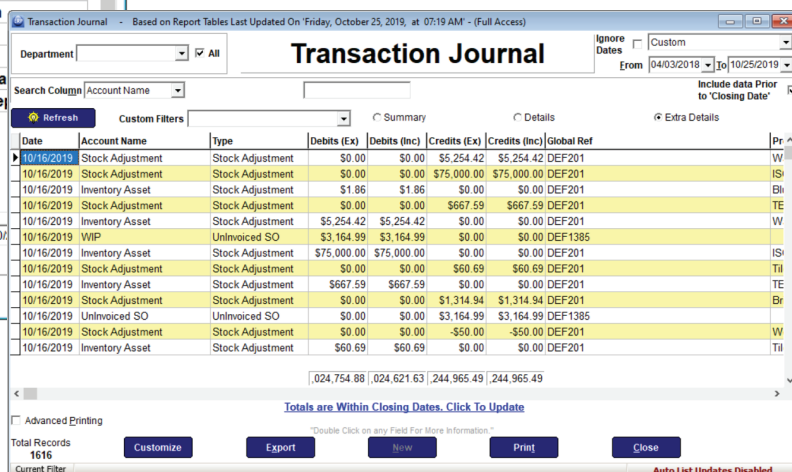
Default Range:  From: 25/10/2018 To: 30/10/2018

Note: Week begins on Monday & Date Ranges are inclusive

OK Update Batch Email Schedule Cancel

## General Ledger Reporting

Full reporting capabilities on any aspect of the accounts. With an almost unlimited range of reports, using different printouts and styles that will allow a user to create a new report or modify any existing report and save as their own.



**Transaction Journal**

Department:  All

Search Column:

Refresh Custom Filters

Summary Details Extra Details

Date	Account Name	Type	Debits (Ex)	Debits (Inc)	Credits (Ex)	Credits (Inc)	Global Ref	Pr
10/16/2019	Stock Adjustment	Stock Adjustment	\$0.00	\$0.00	\$5,254.42	\$5,254.42	DEF201	W
10/16/2019	Stock Adjustment	Stock Adjustment	\$0.00	\$0.00	\$75,000.00	\$75,000.00	DEF201	IS
10/16/2019	Inventory Asset	Stock Adjustment	\$1.86	\$1.86	\$0.00	\$0.00	DEF201	Bl
10/16/2019	Stock Adjustment	Stock Adjustment	\$0.00	\$0.00	\$667.59	\$667.59	DEF201	TE
10/16/2019	Inventory Asset	Stock Adjustment	\$5,254.42	\$5,254.42	\$0.00	\$0.00	DEF201	W
10/16/2019	Uninvoiced SO	Uninvoiced SO	\$3,164.99	\$3,164.99	\$0.00	\$0.00	DEF1385	IS
10/16/2019	Inventory Asset	Stock Adjustment	\$75,000.00	\$75,000.00	\$0.00	\$0.00	DEF201	TE
10/16/2019	Stock Adjustment	Stock Adjustment	\$0.00	\$0.00	\$60.69	\$60.69	DEF201	Br
10/16/2019	Inventory Asset	Stock Adjustment	\$667.59	\$667.59	\$0.00	\$0.00	DEF201	TE
10/16/2019	Stock Adjustment	Stock Adjustment	\$0.00	\$0.00	\$1,314.94	\$1,314.94	DEF201	Br
10/16/2019	Uninvoiced SO	Uninvoiced SO	\$0.00	\$0.00	\$3,164.99	\$3,164.99	DEF1385	W
10/16/2019	Stock Adjustment	Stock Adjustment	\$0.00	\$0.00	\$50.00	\$50.00	DEF201	W
10/16/2019	Inventory Asset	Stock Adjustment	\$60.69	\$60.69	\$0.00	\$0.00	DEF201	TE

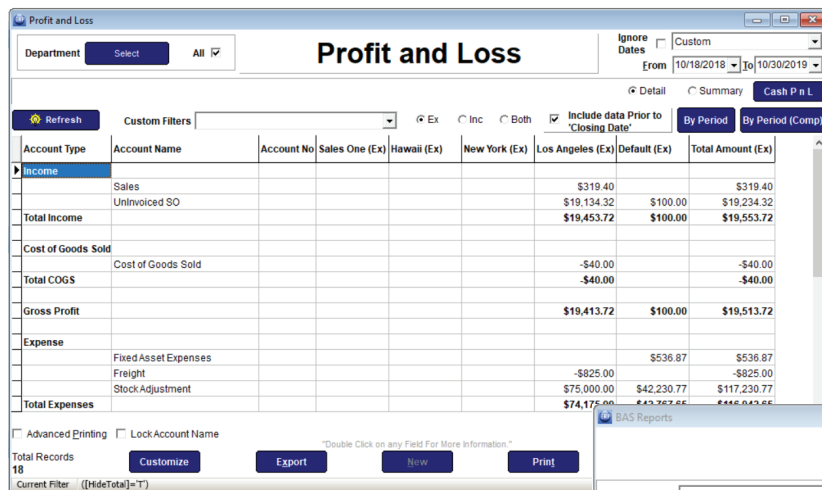
Totals are Within Closing Dates. Click To Update

Advanced Printing Customize Export New Print Close

Total Records: 1616 Current Filter: (None)

## Trial Balance Reporting

Run a trial balance at any time as required. As the TrueERP Software suite is a true real time system, any transaction created will appear on the report instantly.



**Profit and Loss**

Department:  All

Ignore Dates:  Custom

From: 10/18/2018 To: 10/30/2019

Detail Summary Cash P/L

Refresh Custom Filters

By Period By Period (Comp)

Account Type	Account Name	Account No	Sales One (Ex)	Hawaii (Ex)	New York (Ex)	Los Angeles (Ex)	Default (Ex)	Total Amount (Ex)
Income	Sales					\$319.40		\$319.40
	Uninvoiced SO					\$19,134.32	\$100.00	\$19,234.32
Total Income						\$19,453.72	\$100.00	\$19,553.72
Cost of Goods Sold	Cost of Goods Sold					-\$40.00		-\$40.00
Total COGS						-\$40.00		-\$40.00
Gross Profit						\$19,413.72	\$100.00	\$19,513.72
Expense	Fixed Asset Expenses						\$536.87	\$536.87
	Freight					-\$825.00		-\$825.00
	Stock Adjustment					\$75,000.00	\$42,230.77	\$117,230.77
Total Expenses						\$74,175.00	\$42,230.77	\$116,405.77

Advanced Printing Lock Account Name

Total Records: 18 Current Filter: (HideTotal)=T

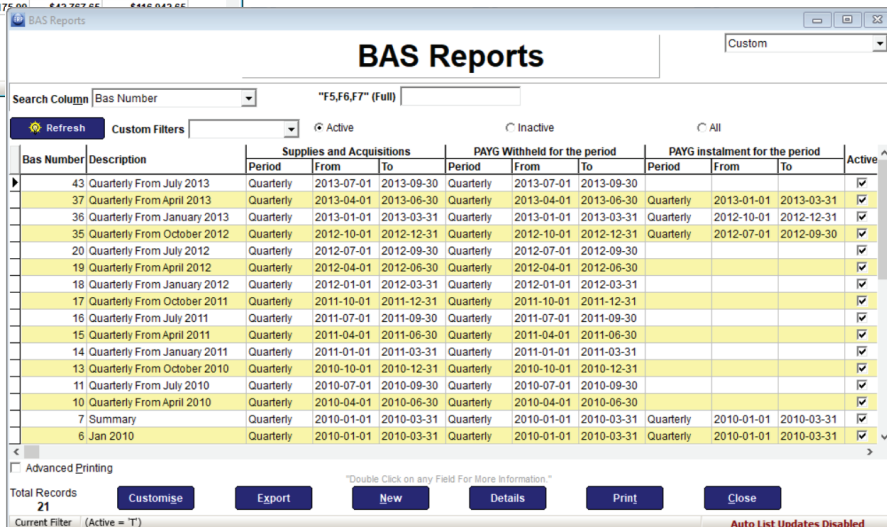
Customize Export New Print

## Profit and Loss Reporting

Full Customisable Reporting with complete drill down features. Profit and Loss reporting for each and every cost center, or a consolidated report for all cost centers. You can also run multiple companies in the one file, which in turn will create either a consolidated report on the group of companies or an individual report per company.

## Business Activity Statement Reporting

Instant BAS report printout. Preloaded with the correct codes, just requires date selection to load the numbers. If running multiple companies in the one file, you can report on the group of companies or produce an individual BAS report per company. The reports are also fully drillable allowing you to see the transactions that make up the field.



**BAS Reports**

Search Column:  Bas Number

Refresh Custom Filters

Active Inactive All

Bas Number	Description	Supplies and Acquisitions		PAYG Withheld for the period		PAYG instalment for the period		Active
		Period	From To	Period	From To	Period	From To	
43	Quarterly From July 2013	Quarterly	2013-07-01 2013-09-30	Quarterly	2013-07-01 2013-09-30	Quarterly	2013-07-01 2013-09-30	✓
37	Quarterly From April 2013	Quarterly	2013-04-01 2013-06-30	Quarterly	2013-04-01 2013-06-30	Quarterly	2013-04-01 2013-06-30	✓
36	Quarterly From January 2013	Quarterly	2013-01-01 2013-03-31	Quarterly	2013-01-01 2013-03-31	Quarterly	2012-10-01 2012-12-31	✓
35	Quarterly From October 2012	Quarterly	2012-10-01 2012-12-31	Quarterly	2012-10-01 2012-12-31	Quarterly	2012-07-01 2012-09-30	✓
20	Quarterly From July 2012	Quarterly	2012-07-01 2012-09-30	Quarterly	2012-07-01 2012-09-30	Quarterly	2012-07-01 2012-09-30	✓
19	Quarterly From April 2012	Quarterly	2012-04-01 2012-06-30	Quarterly	2012-04-01 2012-06-30	Quarterly	2012-04-01 2012-06-30	✓
18	Quarterly From January 2012	Quarterly	2012-01-01 2012-03-31	Quarterly	2012-01-01 2012-03-31	Quarterly	2012-01-01 2012-03-31	✓
17	Quarterly From October 2011	Quarterly	2011-10-01 2011-12-31	Quarterly	2011-10-01 2011-12-31	Quarterly	2011-10-01 2011-12-31	✓
16	Quarterly From July 2011	Quarterly	2011-07-01 2011-09-30	Quarterly	2011-07-01 2011-09-30	Quarterly	2011-07-01 2011-09-30	✓
15	Quarterly From April 2011	Quarterly	2011-04-01 2011-06-30	Quarterly	2011-04-01 2011-06-30	Quarterly	2011-04-01 2011-06-30	✓
14	Quarterly From January 2011	Quarterly	2011-01-01 2011-03-31	Quarterly	2011-01-01 2011-03-31	Quarterly	2011-01-01 2011-03-31	✓
13	Quarterly From October 2010	Quarterly	2010-10-01 2010-12-31	Quarterly	2010-10-01 2010-12-31	Quarterly	2010-10-01 2010-12-31	✓
11	Quarterly From July 2010	Quarterly	2010-07-01 2010-09-30	Quarterly	2010-07-01 2010-09-30	Quarterly	2010-07-01 2010-09-30	✓
10	Quarterly From April 2010	Quarterly	2010-04-01 2010-06-30	Quarterly	2010-04-01 2010-06-30	Quarterly	2010-04-01 2010-06-30	✓
7	Summary	Quarterly	2010-01-01 2010-03-31	Quarterly	2010-01-01 2010-03-31	Quarterly	2010-01-01 2010-03-31	✓
6	Jan 2010	Quarterly	2010-01-01 2010-03-31	Quarterly	2010-01-01 2010-03-31	Quarterly	2010-01-01 2010-03-31	✓

Advanced Printing

Total Records: 21 Current Filter: (Active = T)

Customize Export New Details Print Close



## Tax Codes

The accounting software is designed to minimize human error by allowing you to assign tax codes to products and accounts which TrueERP will then auto load into any transaction, the instant the account or product is selected. The BAS report is also instantly updated with the new transaction that has just been added due to the tax code already being assigned.

## EFT or Electronic Banking

Pay suppliers directly using Electronic Funds Transfer. Transfer the funds directly into the bank account of any supplier with the click of a button from your PC.

Audit Date	Changes Details	Trans Type	Data Description	Employee Name	Trans Global Ref	Audit ID	Global Ref
25/10/2019 14:03:00	Double Click for details	Preference	Main	Admin.	DEF8151	50	DEF50
25/10/2019 14:00:26	Double Click for details	Preference	Main	Admin.	DEF8150	49	DEF49
25/10/2019 13:57:45	Double Click for details	Preference	Main	Admin.	DEF53	48	DEF48
25/10/2019 13:57:32	Double Click for details	Preference	Main	Admin.	DEF8149	47	DEF47
25/10/2019 13:56:59	Double Click for details	Preference	Main	Admin.	DEF8148	46	DEF46
16/10/2019 09:26:18	Double Click for details	SmartOrder	Main	Admin.	DEF369	45	DEF45
16/10/2019 09:26:09	Double Click for details	DeletedItem	Main	Admin.	DEF1223	44	DEF44
16/10/2019 09:26:09	Double Click for details	DeletedItem	Main	Admin.	DEF1222	43	DEF43
16/10/2019 09:26:08	Double Click for details	DeletedItem	Main	Admin.	DEF1221	42	DEF42
16/10/2019 09:26:08	Double Click for details	DeletedItem	Main	Admin.	DEF1220	41	DEF41
16/10/2019 09:26:08	Double Click for details	DeletedItem	Main	Admin.	DEF1219	40	DEF40
16/10/2019 09:26:05	Double Click for details	SmartOrder	Main	Admin.	DEF369	39	DEF39
16/10/2019 09:25:41	Double Click for details	SmartOrder	Main	Admin.	DEF368	38	DEF38
16/10/2019 09:25:24	Double Click for details	DeletedItem	Main	Admin.	DEF1218	37	DEF37
16/10/2019 09:25:24	Double Click for details	DeletedItem	Main	Admin.	DEF1217	36	DEF36
16/10/2019 09:25:24	Double Click for details	DeletedItem	Main	Admin.	DEF1216	35	DEF35

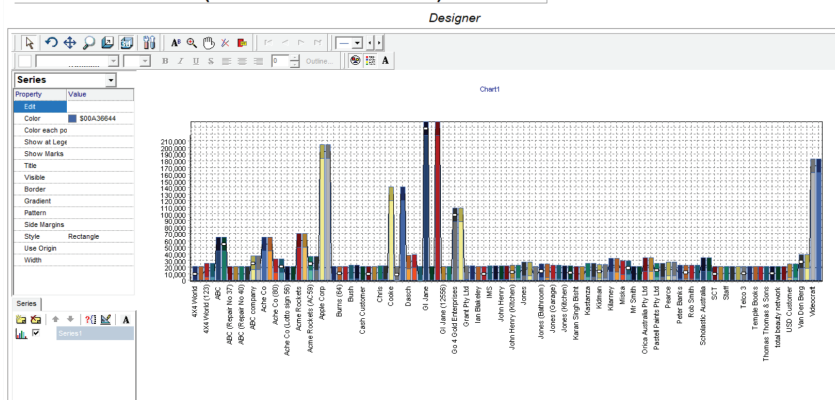
## Full Audit Trail

In business accounting software data integrity is key. The audit trail will track any, and all, changes made to True ERP, and report on (eg) who did them, when they did them and what they did. This gives you the ability to go back to any transaction and view any changes

## Extensive Reporting Features on all Aspects

You can customise any one of the existing standard reports in the TrueERP Software Suite in hundreds of different ways. These reports can then be saved and viewed at any time. With an almost unlimited range of reports, using different printouts and styles that will allow a user to create a new report or modify any existing report and save as their own. Set your columns of data to not only total as a sum, but display an average, a maximum or minimum value or any other range of totalling features. These reports can then be used to create any number of charts, with an almost unlimited range of designs and styles within the charts and graphing areas. As an added bonus any piece of data that is displayed on any of these reports can be simply drilled into. This fantastic feature will give you extensive detail of what makes up the value displayed, right back to being able to open the original transaction on the report.

AR Chart (Accounts Receivable List)



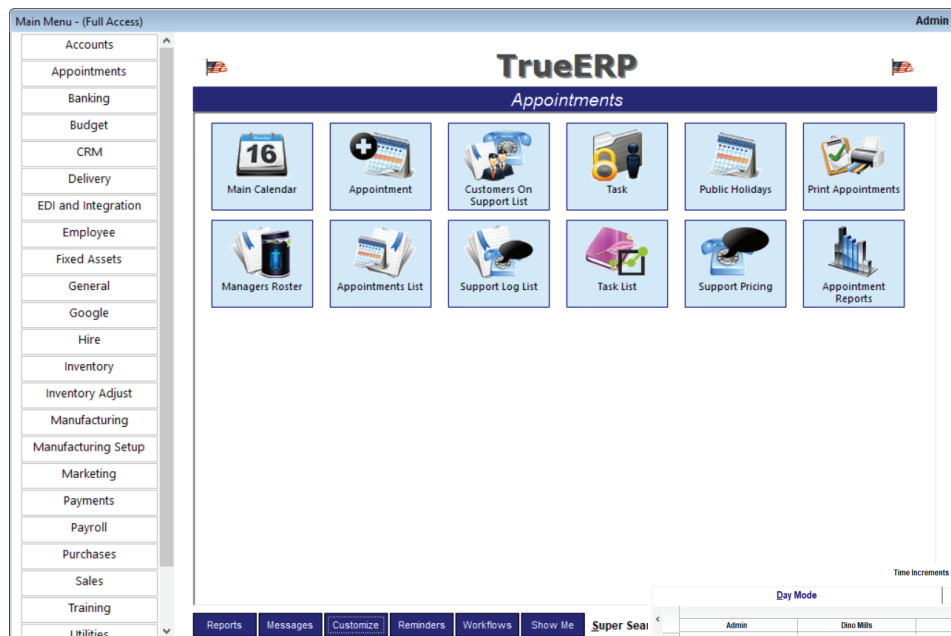


# APPOINTMENTS

# TRUE

# ERP

Within the Appointments tab you are able to create Appointments, Print Itineraries and log phone calls via a Support List. You can also view a range of related reports using the report selector and view and enter public holidays for the year. The drop down menu for appointments has all of the above functions as well as the ability to load in a new job, see a list of existing jobs, load in a new repair and view the repair list. The drop down menu also has the ability to load in new sources and view existing sources



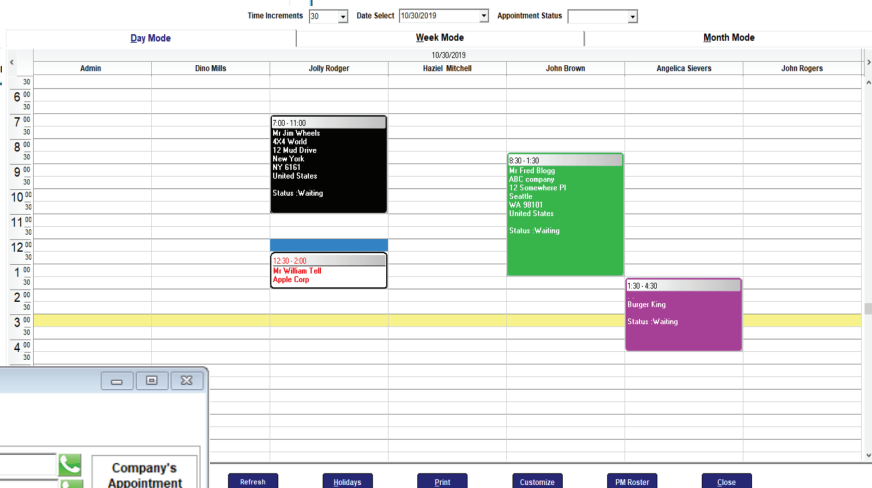
TrueERP gives you enormous Flexibility and maximum control in managing all aspects of your workshop, servicing and maintenance requirements, from tracking warranty costs, on site calls to automated scheduled servicing, time and labour costs.

## Job Costing from Bookings

You can track and report on costs associated with call-outs, appointments etc. This will give you a complete job costing analysis.

## Calendar Options

See multiple Reps and their appointments within a day, week or month, all on the one screen or customise your screen so that you only see certain reps. Great for keeping track of where everyone should be at any time.



## Feedback Reports

Reports on customer responses to any meeting or contact they have had with any Rep or Employee. Great for getting info on how the appointments are being handled and what customers think of the Reps that attended.

## Batch Printing and Emailing

You can print and email one, or all, appointments for a Rep. A full itinerary can also be printed for each Rep, or for all Reps.

## Auto Maintenance Call-Outs

You can memorise repairs to auto prompt you to revisit. Great for regular maintenance work or warranty calls.



# APPOINTMENTS



## Appointment Tracking

Complete breakdown of all required details for any type of meeting, including income generated and costs involved. Great for time tracking etc.

## Appointments List

Within the Appointments\_List you can view all Active, converted, non converted and deleted appointments, for specific date ranges

## Repair Maintenance Scheduler

Book in repair work with a client, or warranty calls etc. Also track repair work for assets that you own, giving a complete breakdown of any and all costs involved with keeping that asset.

## Phone Support

Telephone support tracking and agreement section. You can even record the call made, which can be replayed at any time.

## Public Holidays

The Public Holiday list is referenced by the Main Calendar so that when entering an appointment you can view public holidays. Public Holidays are also referenced by the Manufacturing (Capacity Planning) sections of ERP.

## Support Log, List and Pricing

Create a history of conversations, a record of events, and times they call. Record who you spoke to and the problems and solutions discussed. Full list of clients using support. This will indicate if they have a support agreement in place and for the cases that don't, TrueERP will auto generate an invoice for the customer, based on the time taken on the phone call. With Support pricing you just add the company name, contact and address. Then select amounts chargeable for different periods.



## Reports

Profit and Loss reports on appointments, Feedback Reporting, Employee and Rep Reporting and Job Profitability, with an almost unlimited range of reports, using different printouts and styles that will allow a user to create a new report or modify any existing report and save as their own.

**Report Selector - (Full Access)**

**Report Selector**

Search [ ] Search [ ]

**Reports**

- Accounts
- Appointments
- Banking
- Budget
- CRM
- Employee
- Fixed Assets
- General
- Google
- Inventory
- Jobs
- Manufacturing
- Marketing
- My Reports
- POS
- Payments
- Payroll
- Purchases
- Sales
- Utilities
- Workflow
- Workshop

**Appointment Report**

- Appointments List
- Customers On Support List
- Feedback Report
- Global List
- Phone Support Log List
- Source List
- Support Log KPI List
- Support Log List

Default Range [ ] From [ ]

Note: Week begins on Monday & D

OK Update Batch Email

## Fully Integrated

The TrueERP Software Suite is sold complete with every function and module included in every package, so when you use the TrueERP Software Suite, you can simply and quickly turn on any of these modules, at any time, and start using it immediately. By doing this TrueERP ensures that any data changes and additions to any module will immediately impact on all modules.

## Appointment Status

Appointment Status types are used to help you track appointment activity in progress. You can define Appointment Status in any way that suits your business such as by activity, outstanding issues, finance etc.

**Appointment Status - (Full Access)**

**Appointment Status**

Type	Description	Default	Active
Approved	The appointment has been qualified by the sales rep. This	<input type="checkbox"/>	<input checked="" type="checkbox"/>
Cancelled	This should never have become an appointment. This wi	<input type="checkbox"/>	<input checked="" type="checkbox"/>
Changed Customer		<input type="checkbox"/>	<input checked="" type="checkbox"/>
Converted	Has been converted to a sales order or invoice. This will	<input type="checkbox"/>	<input checked="" type="checkbox"/>
Deleted		<input type="checkbox"/>	<input checked="" type="checkbox"/>
Follow-up	This is an appointment that is un-contactable or has post	<input type="checkbox"/>	<input checked="" type="checkbox"/>
N/A	Is for when a hotel or car hire appointment is made. Ie an	<input type="checkbox"/>	<input checked="" type="checkbox"/>
Not Approved	The appointment has been cancelled either by the sales	<input type="checkbox"/>	<input checked="" type="checkbox"/>
Rescheduled		<input type="checkbox"/>	<input checked="" type="checkbox"/>
Sat		<input type="checkbox"/>	<input checked="" type="checkbox"/>
Waiting	This is an appointment that has been made, but not qual	<input checked="" type="checkbox"/>	<input checked="" type="checkbox"/>

Simple Type Actions Cancel Show Inactive ?

**Print Preview**

**Appointment Itinerary**

Rep Name: Jolly Rodger

Wednesday 10/10/2019	Client Name & Address	Contact
10:00 AM - 11:00 AM	454 Street 12 Street Office New York	John Wilson 02041234567
Equipment Details		
Name	Manufacturer	Model
11:00 AM - 12:00 PM	ABC Company 1234567890	John Wilson 02041234567
Equipment Details		
Name	Manufacturer	Model
12:00 PM - 1:00 PM	Apple Store 21 Howard Street Hastings-on-Sea	John Wilson 02041234567
Equipment Details		
Name	Manufacturer	Model

Printed: 10/10/2019 10:30:00 Page 1 of 2

**Appointment Printout - (Full Access)**

**Print Appointments**

From 23/10/2019 To 06/11/2019

Select Rep [ ] ☒ All Reps

☒ Print Itinerary ☐ Print Repair Parts

☐ Print List ☐ Print Followups

Print Preview E-mail

Close

## Print Appointments

The Print Appointments section in ERP is used for Employees / Reps to view, print, or email their Itinerary. Selecting the Print Itinerary tick box enables the Employee to view summarised details for the Appointments. If you select the Print List tick box this will enable the user to view all details entered on the specific appointments.





The Banking tab maintains Savings and Cheque accounts for your Company, once the required data is entered. From within this tab you can enter and modify Electronics fund transfers (EFT), you can set up Bank accounts and view monies owed and owing. The user can also write and print cheques and reconcile Bank Accounts.



## To Be Deposited

To Be Deposited provides a list of all amounts that have been posted to the Un-deposited Funds account and are yet to be deposited to the Company's bank account/s. The user has the ability to select manually, or auto select payments received to record them as deposits. ERP depositing allows the user to Group Cash Sale as one cash deposit. The deposit slip is printable and can be used to submit to your bank as a record of all items included in each deposit. Once the deposits have been processed, all data flows through to the selected bank account to be reconciled.

## Accounts Receivable

This button allows you to view the Accounts Receivable Report as at the time of your last Update Batch (see Report Selector). The Accounts Receivable Report displays unpaid Sales Invoices. You have the ability to display the Accounts Receivable Report by All Departments (Cost Centres), or by one Department at a time. The Report can also be displayed by Date Range selection if required.

Name	Phone	AR Notes	Amount Due	Current	Days Outside Trading Terms
10 x 10			\$1,434.24		
10 x 10			\$1,434.24		
4X4 World	025 478 7875		\$1,306.29		
4X4 World	254 787 875		\$790.00		
4X4 World	025 478 7875		\$10.00		
4X4 World	025 478 7875		\$60.00		
4X4 World	025 478 7875		\$110.00		
4X4 World	025 478 7875		\$336.29		
ABC	755 555 5555		\$136,251.21		
ABC	755 555 5555		\$41.40		
ABC	755 555 5555		\$4,442.91		
ABC	755 555 5555		\$4,942.91		
ABC	755 555 5555		\$4,933.12		
ABC	755 555 5555		\$11,219.07		

## Accounts Payable

This button allows you to view the Accounts Payable Report as at the time of your last batch update. The Accounts Payable screen opens by default in summary form by supplier.

Name	Type	PO Number	Due Date	Amount Due	Within Terms	Days Outside Trading Terms
Angelica Sievers	Supplier Prepayment	34	03/26/2018	-\$150.00	-\$150.00	\$0.00
ATO				\$16,129.96	-\$1,400.00	\$0.00
ATO	Bill	17	06/26/2014	-\$100.00	\$0.00	\$0.00
ATO	Bill	19	06/26/2014	-\$100.00	\$0.00	\$0.00
ATO	PO	412	03/12/2015	\$17.50	\$0.00	\$0.00
ATO	PO	419	03/30/2015	\$511.00	\$0.00	\$0.00
ATO	PO	425	04/06/2015	\$217.50	\$0.00	\$0.00
ATO	PO	483	04/10/2015	\$10.00	\$0.00	\$0.00
ATO	PO	484	04/13/2015	\$4,000.00	\$0.00	\$0.00
ATO	PO	581	09/07/2016	\$550.00	\$0.00	\$0.00
ATO	Bill	587	09/20/2016	\$1,406.25	\$0.00	\$0.00
ATO	PO	614	03/26/2018	\$111.46	\$0.00	\$0.00
ATO	Supplier Prepayment	35	03/26/2018	-\$900.00	-\$900.00	\$0.00
ATO	Supplier Prepayment	39	03/26/2018	-\$500.00	-\$500.00	\$0.00

Once a Purchase Order has been generated, and the goods or services have been received, the Invoice Number and date entered, and the Purchase Order is saved, the account then becomes payable as per the terms of the Supplier. The Accounts Payable Report can also be viewed by 'Age By Transaction Date'.



## Cheque/Check

The Cheque button allows you to design and print your cheques directly from the system this will allow you to maintain a better audit trail of the cheque numbers. A cheque does not update quantities of products. It is a payment made to a supplier updating a particular account (in Chart of Accounts). You can still manually write out your cheque and enter the cheque number into the system.

## Cheque Details List & Cheque List

The Cheque Details List allows you to view cheques prepared by using TrueERP in more detail than in the standard cheque list. You can from this area print a list of cheques previously issued and create a new cheque.

The Cheque List button allows you to view cheques prepared by using TrueERP and sort these cheques by various criteria, you can from this area print a list of cheques previously issued and create a new cheque. Lists in TrueERP can be Filtered, Searched, Customised, Printed and Exported.

## Reconciliation Reports

The Reconciliation Reports in TrueERP Software are designed to allow you to keep track of future cashflow by knowing what amounts are expected to be deducted from your bank account (represented cheques) as well as ensuring that monies recorded in TrueERP have been deposited in the correct bank account. The reconciliation report also provides a balance that should reconcile to the Bank balance on the Balance Sheet

## Reconcile

Reconciling your Bank Accounts regularly is essential to keeping good financial records. Reconciliation's ensure the monies processed through your bank account/s, matches the data entered into your TrueERP database. NB - TrueERP discourages you from reconciling a future dated transaction as this can put your accounts out of balance. In the rare circumstance where a future dated transaction needs to be reconciled untick the Filter On Date box otherwise any transactions dated after the statement date will not be available to reconcile.

The TrueERP reconciliation process has been designed to ensure efficiency and ease of use. All reconcilable transactions processed within TrueERP that affect the Bank Account, i.e. Customer payments (deposits), Supplier payments and cheques, other deposits, payments and journal entries, are automatically loaded into the reconciliation screen upon selection of the relevant bank account and Statement Date. From here it is a simple task of clicking to tick off items appearing on your Bank Statement. Reconciliation's can be completed (saved) once the difference between the cleared and ending balance is \$0, or held pending completion, ensuring correct figures are maintained. TrueERP produces detailed reports on what has been reconciled and what has not been reconciled upon the completion of any reconciliation.



**Bank Account Report**

Ignore Dates ☐ Custom ☐ From 11/06/2018 To 11/11/2019

Search Column Type "F5,F6,F7" (Full)

Refresh Custom Filters Reconciled To be Reconciled All

Date	Chq/Ref No	Type	Account Name	Amount	Reconciled	Notes	Department Name
06/30/2019		Closing Date Summai Bank		-\$25,000.00			Default
06/30/2019		Closing Date Summai Bank		-\$5,655.00			Default
06/30/2019		Closing Date Summai Bank		\$7,373.86			Default
06/30/2019		Closing Date Summai Bank		\$64.20			Default
06/30/2019		Closing Date Summai Bank		-\$108.75			Default
06/30/2019		Closing Date Summai Bank		\$354.72			Default
06/30/2019		Closing Date Summai Bank		\$4,262.60			Default
06/30/2019		Closing Date Summai Bank		\$2,450.00			Default
06/30/2019		Closing Date Summai Bank		\$80,649.52			Default
06/30/2019		Closing Date Summai Bank		-\$1,796.25			Default
06/30/2019		Closing Date Summai Bank		-\$5,000.00			Default
06/30/2019		Closing Date Summai Bank		\$12,702.80			Default
06/30/2019		Closing Date Summai Bank		\$5,982.68			Default
06/30/2019		Closing Date Summai Bank		\$14,371.51			Default
06/30/2019		Closing Date Summai Bank		\$885.00			Los Angeles
06/30/2019		Closing Date Summai Bank		\$6,273.59			New York

\$1,076,127.14

Advanced Printing Total Records 133 Current Filter

Customize Export New Print Close

Auto List Updates Disabled

### Bank Account Report

The Bank Account Report button takes you straight into your Bank Account Report instead of selecting it via the Report Selector. The Bank Account Report displays a list of all transactions relating to all of your Bank Accounts entered into TrueERP. Here you can view the total balance of 'All' accounts, or 'Individual' accounts simply by utilising the Filter function. The Report can be viewed by Date Range or Custom Range, and you can view the reconciled quantities as a combined total with the un-reconciled, or as a stand-alone figure. To allow more flexibility you can also Export the list to a spreadsheet for further manipulation if required.

### Deposit Entry

The Deposit Entry allows the user to enter funds that have been received without attributing the payment to a Customer account within TrueERP, e.g. Bank Interest received; OR a miscellaneous cheque payment may be received that you need to account for within your banking/cashflow records, but it is not for an invoice issued to a Customer.

**To Be Deposited**

Group Cash Sale Deposits ☐

Account Bank Deposit Total \$3,380.63 Date 04/03/2018 Department Los Angeles Deposit No. 361

Department for the Deposits  ☒ All Departments Go Search On Type  Go

Entries To Be Deposited From All Departments

Type	Payment Date	Transaction Number	Client Name	Amount	From Account	Department	Check No	Payment Method	Deposited
Customer Paym	04/03/2018	191	ABC company	\$921.50	Undeposited Funds	Los Angeles		Credit Card	<input checked="" type="checkbox"/>
Customer Paym	04/03/2018	192	elsior Bottling Comp	\$660.00	Undeposited Funds	Los Angeles		Debit Card	<input checked="" type="checkbox"/>
Customer Paym	04/03/2018	193	4X4 World 123	\$1,033.13	Undeposited Funds	Los Angeles		Paypal	<input checked="" type="checkbox"/>
Customer Paym	04/03/2018	194	John Henrys	\$766.00	Undeposited Funds	Los Angeles		Debit Card	<input checked="" type="checkbox"/>

Notes

Total Undeposited = \$0.00  
Total Deposited = \$3,380.63

Auto Deposit Accounts Deleted ☐

Auto Deposit Select All Deselect All Cancel

**Electronic Funds Transfer**

Account Bank Bank Name JPMorgan Chase Processing Date 11/06/2019

Name of User Admin Number of User Transaction Description

Apply?	Account Name	BSB	Account No	Transaction Code	Lodgement References	Amount	From BSB	From Account No
<input checked="" type="checkbox"/>	Chase	3222716	123456789	Credit Items	Supp Pay 503 TrueE	\$2,100.00	3222716	545254845
<input checked="" type="checkbox"/>	Chase	3224564	321654654	Credit Items	Supp Pay 504 TrueE	\$652.50	3222716	545254845
<input checked="" type="checkbox"/>	Chase	2134546	234165465	Credit Items	Supp Pay 505 TrueE	\$543.75	3222716	545254845
<input type="checkbox"/>	Chase	1234565	849875165	Credit Items	Supp Pay 506 TrueE	\$145,166.13		
<input type="checkbox"/>	Coles Trading Account	3333333	545544111	Credit Items	Supp Pay 507 TrueE	\$400.00		
<input type="checkbox"/>	Chase	3227162	840875462	Credit Items	Supp Pay 508 TrueE	\$261.00		
<input type="checkbox"/>	Chase	5369854	585296420	Credit Items	Supp Pay 513 TrueE	\$56.08		
<input type="checkbox"/>	Coles Trading Account	3333333	545544111	Credit Items	Supp Pay 530 TrueE	\$87.50		
<input type="checkbox"/>	Chase	2134546	234165465	Credit Items	Supp Pay 580 A.R.E	\$563.75		
<input type="checkbox"/>	Chase	2134546	234165465	Credit Items	Supp Pay 585 Vivo	\$26.10		
<input type="checkbox"/>	Chase	2134546	234165465	Credit Items	Supp Pay 586 M.O.T	\$22.73		
<input type="checkbox"/>	Chase	2134546	234165465	Credit Items	Supp Pay 587 M.O.T	\$9.89		
<input type="checkbox"/>	Chase	5369854	585296420	Credit Items	Supp Pay 604 KEYVA	\$9,900.00		
<input type="checkbox"/>	Ikhiidj	6454654	654654654	Credit Items	Ikhiidj	\$3,950.00		

Export Cancel Options Select All

### EFT

The EFT function enables your Company to process funds ready for electronic transfer. This function will create an ABA file ready to be processed by your bank. You must register with your bank which will issue you with an APCA number to enable you to access the EFT system. EFT (Electronic Funds Transfer) is an efficient means of processing single or multiple payments via a direct bank transfer.

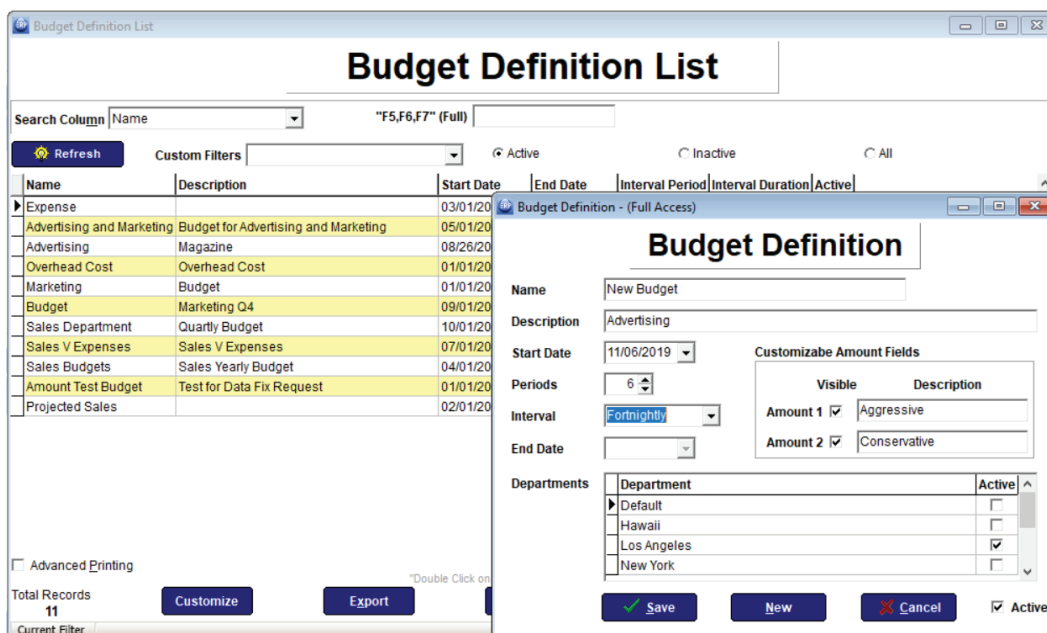


Within the Budget of TrueERP you are able to create new budgets for the company or any Department/Cost Centre thereof. You are able to have multiple budgets and “what-if scenarios” for an unlimited number of fiscal periods. You are able to create budgets for either daily, weekly, monthly, quarterly or yearly.



## Budgets

Prior to creating a new budget you will need to create a new Budget Definition. A budget is a tool for creating a forecast for a business. Within a budget you can predict the outcome for specific areas of the company and track those predictions against actuals for any time period you choose. For more about time periods within budget refer to the new budget definitions. Budgets can be created on an account by account basis.



## Budget Definition

**Budget Definition**  
Budget Definition allows the user to create multiple budgets. Each can be for different financial reporting periods. These include Daily, Weekly, Fortnightly, Monthly, Quarterly, Half - Yearly and Yearly. Each budget can be relevant to just one department (cost centre) or can apply to all departments, or a combination of departments.





## Job Budgeting

Create budget for jobs, with all the features and functions available as though running the budget on the entire company.

**Budget List**

Use Start Date ☒ Ignore Dates ☐ Custom From 11/06/2018 To 11/11/2019

Search Column Name "F5,F6,F7" (Full) Refresh Custom Filters Active Budgets Inactive Budgets All

Name	Description	Start Date	End Date	Budget No
Projected Sales		12/01/2018	12/31/2018	11
Projected Sales		01/01/2019	01/31/2019	12
Projected Sales		02/01/2019	02/28/2019	13
Projected Sales		03/01/2019	03/31/2019	14
Projected Sales		04/01/2019	04/30/2019	15
Projected Sales		05/01/2019	05/31/2019	16
Projected Sales		06/01/2019	06/30/2019	17
Projected Sales		07/01/2019	07/31/2019	18
Projected Sales		08/01/2019	08/31/2019	19
Projected Sales		09/01/2019	09/30/2019	20
Projected Sales		10/01/2019	10/31/2019	21
Projected Sales		11/01/2019	11/30/2019	22

Advanced Printing Total Records 12 Current Filter Customize Export New Print Close Auto List Updates Disabled

## Budget Profit and Loss Report

It is important to note that this report will be visible only if a budget has been set up and if transactions have taken place.

In business, budgets are created to act as a forecast or prediction for the future based on the skill and knowledge of the people that create them. To be of benefit, the budgets must then be accurately tracked against actual figures to ensure that the company is on track. If for example, the expenses blow out - then the management of the company will need to see that and act on it quickly. The budget profit and loss report allows for exactly that.

## Job Report

The Job Reports screen shows you a comparison of your actual figure to your budgeted figures for a specified Job and shows the variance for each account.

## Budget v Actual

Run reports comparing what has happened to what you had budgeted to happen. Will then give you a variation amount with percentages based on the variation. In business, budgets are created to act as a forecast or prediction for the future based on the skill and knowledge of the people that create them. To be of benefit, the budgets must then be accurately tracked against actual figures to ensure that the company is on track. If for example, the expenses blow out - then the management of the company will need to see that and act on it quickly. The budget profit and loss report allows for exactly that.

**Budget Vs Actual**

Budget Based on Report Tables Last Updated On 'Friday, November 1, 2019, at 07:40 AM' - (Full Access) Ignore Dates ☐ Custom From 11/06/2018 To 11/11/2019 Department Los Angeles All

Search Column Account Name "F5,F6,F7" (Full) Refresh Custom Filters

Account Type	Account Name	Actual
Accounts Payable	Accounts Payable	-\$48,066.46
Accounts Receivable	Accounts Receivable	-\$31,362.35
Cheque or Saving	Bank	-\$722,540.08
Cheque or Saving	Petty Cash	-\$1,636.24
Cheque or Saving	Payroll Bank	\$0.00
Cheque or Saving	Sales Acct	\$0.00
Cheque or Saving	Payroll Bank Clearing	\$0.00
Cheque or Saving	bofa	-\$250.00
Credit Card Account	Master Card	-\$1,750.00
Credit Card Account	Visa	-\$12,792.64
Credit Card Account	Amex	-\$2,250.00
Cost of Goods Sold	Cost of Goods Sold	\$545,524.31
Cost of Goods Sold	Standard Cost COGS Adj	\$0.00
Cost of Goods Sold	COGS for Reward Points	\$0.00
Capital / Equity	Historical Balances	\$0.00
Capital / Equity	Retained Earnings Adjustment	\$0.00
Capital / Equity	Opening Bal Equity	-\$1,125.00

Advanced Printing Total Records 166 Current Filter Customize Export New Print Close Auto List Updates Disabled

## Charts

Create any form of chart you desire for your budget and general reports. Design everything from pie charts to bar graphs, financial pyramids to line charts. Switch between these charts at any time and save your designs so you can simply open them whenever you need them.



### Account List For Budget

This button will display a Chart of Accounts list with the display default set to show only accounts that have a Budget set against them.

Ways that lists in TrueERP can be Manipulated:

Filtering Lists.

Searching with f5 f6 f7.

Customising Lists.

Report Printing Options.

Export Data.

### Variations

Adjust pre-defined budgets as required. Increase or decrease by values or a percentage.

The Budget Variation allows you to select an entire budget or a specific period within that budget and either change or copy the selection you make. You can select to either choose specific accounts for the budget or period or alternatively choose to alter all account entries for that budget. This feature within the program allows you to keep up to date with all of the budgets and entries within those budgets. If something changes within the company - those changes will need to be reflected in the budget. If we won the big account - we may need to increase anticipated sales, if we sold the warehouse (examples only) we may need to decrease outgoings and expenses. A budget variation allows those changes to be entered and update future forecasts and predictions.

### Dashboard

From within your dashboard you can create simplified budgets for a quick summary view of all your numbers. Fantastic way of at a glance, seeing where you stand at any point in time.

### Reports

Budgets can be overlaid into a number of reports or simply exported to a spreadsheet for further analysis.

Report Selector - (Full Access)

## Report Selector

Search  Search

☐ Accounts  
☐ Appointments  
☐ Banking  
☒ Budget  
☐ CRM  
☐ Employee  
☐ Fixed Assets  
☐ General  
☐ Google  
☐ Inventory  
☐ Jobs  
☐ Manufacturing  
☐ Marketing  
☐ My Reports  
☐ POS  
☐ Payments  
☐ Payroll  
☐ Purchases  
☐ Sales  
☐ Utilities  
☐ Workflow  
☐ Workshop

Reports
<input checked="" type="checkbox"/> All Budget Charts
<input checked="" type="checkbox"/> Balance Sheet
<input checked="" type="checkbox"/> Account List For Budget
<input type="checkbox"/> Balance Sheet
<input type="checkbox"/> Budget Definition List
<input type="checkbox"/> Budget List
<input type="checkbox"/> Budget Profit and Loss Report
<input type="checkbox"/> Budget Vs Actual
<input type="checkbox"/> Budget Vs Actual(Job)

Default Range  From  06/11/2018 To  11/11/2019

Note: Week begins on Monday & Date Ranges are inclusive

OK  Update Batch  Email  Schedule  Cancel



CRM is a term used to describe a wide range of software applications. Within ERP, CRM stands for Customer Relationship Management. By definition the CRM module is for managing the relationship with customers as opposed to the Marketing module which is for working with new contacts.



### Seamless Office Links

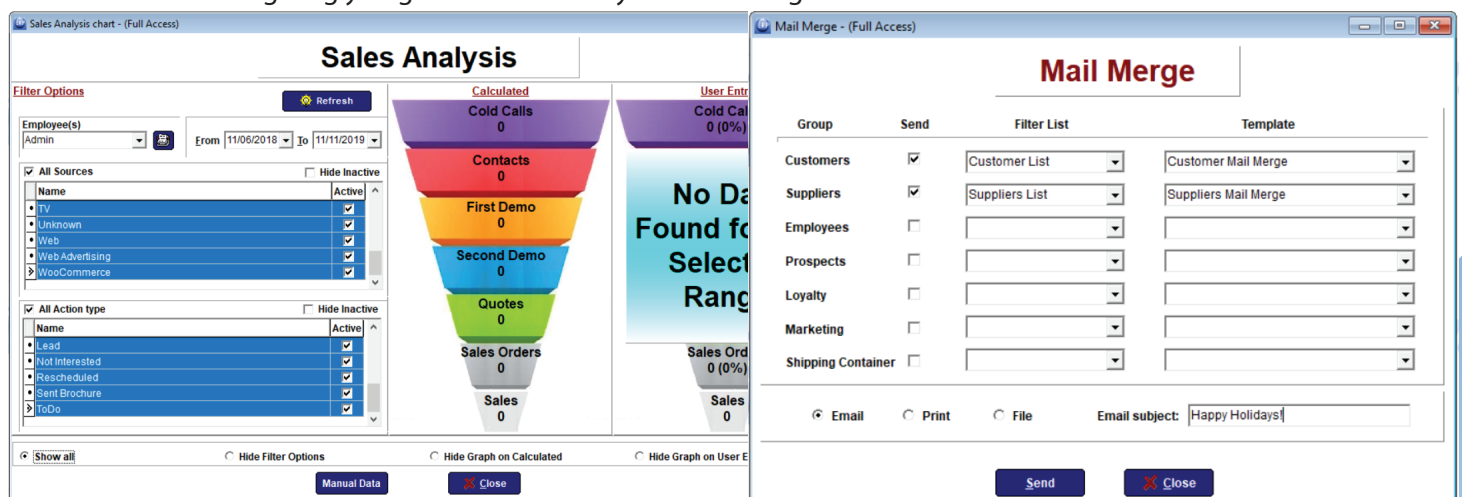
One click on a button to automatically create Spreadsheets, Letters or Emails in Microsoft Office, including Word, Excel, Publisher and Outlook etc using any data from within the TrueERP Software suite.

### Telemarketing Database

The TrueERP Software suite will track phone contacts made and also prompt follow up calls. Give reports on any individual telemarketer, right down to the number of calls made, how many of those calls become appointments and which of those then become sales. Conversion ratios can be viewed, not only from a telemarketer viewpoint but also from the sales team. Great for getting an exact count of how many calls need to be made, to produce a sale.

### Mail Merge

TrueERP has a powerful mail merge capability allowing you to personalise bulk mail-outs to leads and customer contacts. With our integrated email and fax capability, the sending of documents takes seconds, not hours. An extremely powerful communication tool giving you greater control of your marketing.





## Customer Contact List

Keeps a list of all contacts associated with the customer, which can be added to, or deleted from, depending on your requirements.

## Sales Lead Tracking

Full follow-up prompting, which will automatically load for each individual representative when they log onto any computer on the network.

## Auto Loading Reminders

As with the 'To Do List', when the staff are logging on to their system, a screen will pop up to remind them to complete these tasks, or prompt them that they have appointments, quotes to finish, or follow-up calls to make etc. A great tool for ensuring that even the simplest thing that keeps getting overlooked is completed, efficiently, and on time. There is a huge range of reminders and prompts that can be turned on or off as each staff member see fit, enabling them to customise the TrueERP Software suite to suit their personal requirements.

## Quote Status

Estimate sales by using the status options to reflect the likelihood of making the sale. Turn this into a percentage and a value to help predict cash flows and product workloads.

## Complete Customer Document Tracking

Keeps a record from within the TrueERP Software suite of the exact location of every letter, fax or email sent to each and every individual customer.

## Customer History

An extensive and complete history of every quote, sales order, invoice, cash sale, statement appointment etc that you have made with this customer. These transactions can be simply drilled into at any time, to open the original transaction that makes up the report.

## To Do List

Tasks can be assigned to different employee's who, when logging on to their system, a screen will pop up to remind them to complete these tasks. These can be viewed and altered at any time and also reported on.

## Customers

Complete details as required to keep an accurate customer database, which can be added to, or deleted from, depending on your requirements. The customer database is live to all areas of the TrueERP Software suite which ensures that if any transactions involving a client are processed, the correct details including credit limits, pricing levels, past history, contact and shipping details are automatically loaded and updated. No longer do you have to have multiple software packages to run your business.



## Canvasser

A canvasser is an employee who is employed to go out and canvass on the business's behalf - someone who is a telemarketer, door to door canvasser etc. From a system point of view a canvasser is a category of employee and the canvassers information is maintained mainly from the Employee List.

## Canvasser List

The Canvasser List displays the list of all employees that have been allocated as a Canvasser for Marketing purposes. The Canvasser List allows you to enquire on and list employees who have been added to the Canvasser file.

Source Name	Success Rate	Enquiries	Appointment Count	Account Name	Estimat
Unknown	0.0%	0	0		
Web	0.0%	6	0		
Google	0.0%	20	0	Advertising	
In-House	0.0%	12	0	Advertising	
Papers	0.0%	0	0	Advertising	
Radio	0.0%	10	0	Advertising	
Referral	0.0%	0	0	Advertising	
TV	20.0%	5	1	Advertising	
Brochures	10.0%	10	1	Advertising	
Find Accounting Software	0.0%	15	0	Advertising	
	0.0%	0	0		

## Loyalty Program

Setting Reward Points for a Single Product with ease. Once you have assigned the reward points the next time you go into do an invoice for any Customer of the selected type you will notice the Reward Points will show in the invoice.

## Customisable Fields

Add your own specific fields to categorise your customers. These fields can be text fields as well as 'Drop Down' boxes. By making them drop downs you force a certain value to be selected, thus making your database consistent with what is displayed. There is even an option that you can turn on or off, with these fields, that prevents the form from being closed if one of the values has not been entered.

## Loyalty Programs

TrueERP has built in Loyalty Program software that gives you unprecedented flexibility and control over how and when loyalty points are earned and redeemed. The Loyalty Program software is integrated with both invoice sale and Point of Sale modules.

## Extensive Integrated Reporting

You can customise any one of TrueERP's existing standard CRM reports in hundreds of ways. These reports can be saved and viewed with real time data at any time. With an almost unlimited range of reports customisations, using different printouts and styles, a user can create a new report or modify any existing report and save as their own.



The purpose of the delivery module is to enable the transfer of data from an invoice to a manifest which can then be assigned to a route and a vehicle for delivery.



## Despatch and Delivery Reports

All the relevant and required despatch dockets, run allocation sheets, tax invoices, loading summary, and detail sheets are automatically generated, at a time and sequence of your choosing.

## Manifest Vehicle List

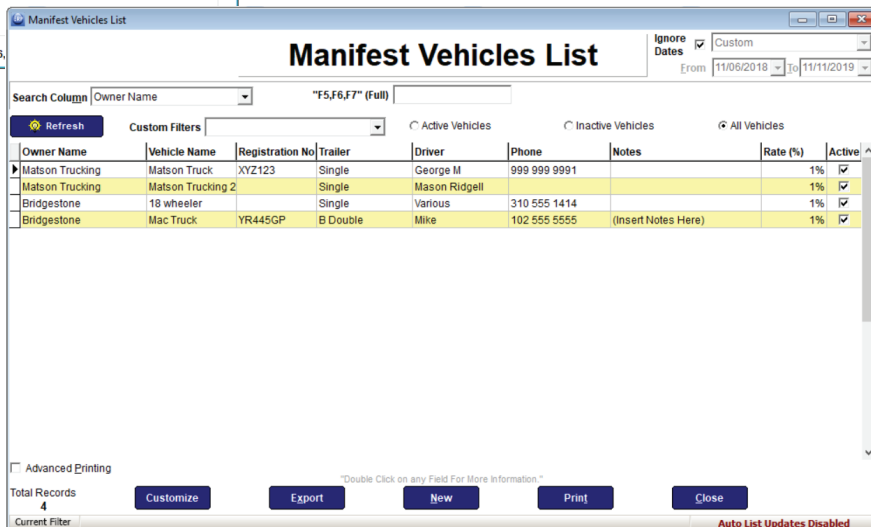
The Manifest Vehicle List is a list of vehicles that have been created for the purpose of allocating manifests and routes.

## Trucking and Delivery Manifest

The TrueERP Software suite has a fully integrated trucking and delivery manifest module, generated directly from invoicing. These manifests are user customisable and can be arranged by truck, location and/or route.

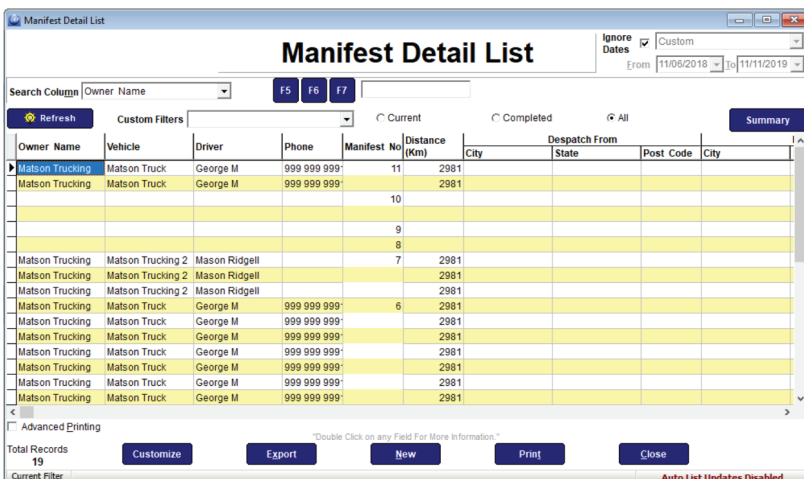
## Multi-Site Enabled

Supports unlimited different store and warehouse locations all feeding from and back to one head office. Each site can make alterations or additions, which in turn update to every other site, instantly.



The screenshot shows the 'Manifest Vehicles List' window. It includes a search bar, filters for Active/Inactive vehicles, and a table of vehicle details.

Owner Name	Vehicle Name	Registration No	Trailer	Driver	Phone	Notes	Rate (%)	Active
Matson Trucking	Matson Truck	XYZ123	Single	George M	999 999 9991		1%	<input checked="" type="checkbox"/>
Matson Trucking	Matson Trucking 2		Single	Mason Ridgell			1%	<input checked="" type="checkbox"/>
Bridgestone	18 wheeler		Single	Various	310 555 1414		1%	<input checked="" type="checkbox"/>
Bridgestone	Mac Truck	YR445GP	B Double	Mike	102 555 5555	(Insert Notes Here)	1%	<input checked="" type="checkbox"/>



The screenshot shows the 'Manifest Detail List' window. It includes a search bar, filters for Current/Completed manifests, and a table of manifest details.

Owner Name	Vehicle	Driver	Phone	Manifest No	Distance (Km)	City	Despatch From	State	Post Code	City
Matson Trucking	Matson Truck	George M	999 999 999	11	2981					
Matson Trucking	Matson Truck	George M	999 999 999		10	2981				
					9					
					8					
Matson Trucking	Matson Trucking 2	Mason Ridgell			7	2981				
Matson Trucking	Matson Trucking 2	Mason Ridgell				2981				
Matson Trucking	Matson Trucking 2	Mason Ridgell				2981				
Matson Trucking	Matson Truck	George M	999 999 999		6	2981				
Matson Trucking	Matson Truck	George M	999 999 999			2981				
Matson Trucking	Matson Truck	George M	999 999 999			2981				
Matson Trucking	Matson Truck	George M	999 999 999			2981				
Matson Trucking	Matson Truck	George M	999 999 999			2981				
Matson Trucking	Matson Truck	George M	999 999 999			2981				
Matson Trucking	Matson Truck	George M	999 999 999			2981				

## Subcontractors

The TrueERP Software suite will even automatically generate the purchase orders required to hire subcontractors and their vehicles. These can be calculated on a formula of your choosing, based on distance, pallets, weight etc.

## Freight and Forwarding

Freight and forwarding charges can be automatically applied to sales and complex calculation tables from your preferred courier or forwarding company can be loaded into the TrueERP Software suite which will then produce their own unique bar-coded labels.

## Vehicle Tracking

When interfacing with the fixed assets and workshop module a complete breakdown of the truck's history can be maintained, including profitability and service history.



## Manifest Assignment

This is done quickly and easily using simple single mouse click or group selection options. Assign Invoices to the Manifest Allocation List to enable that your goods get delivered correctly and on time.

## Delivery Templates

Set routes for repeated runs that will deliver to a customer in whichever order you choose. Even to the point of setting a run to do one side of the street and then the other.

### Delivery Docket Audit

Ignore Dates ☐ Custom

From 11/06/2018 To 11/11/2019

Search Column Type F5 F6 F7

Refresh Custom Filters Printed Not Printed Emailed Not Emailed All

Sale Date	Type	Trans No #	Customer	On	From	Printed	Emailed
05/21/2019	Sales Order	1370	GI Jane			0.0	
05/21/2019	Sales Order	1371	GI Jane*GI Jane			0.0	
06/25/2019	Sales Order	1372	GI Jane			0.0	
08/20/2019	Invoice	ORC1375	First Stop Gun			0.0	
08/20/2019	Invoice	ORC1377	4X4 World			0.0	
08/20/2019	Sales Order	545346	4X4 World			0.0	
10/09/2019	Invoice	1381	4X4 World			0.0	
10/11/2019	Sales Order	1383	4X4 World	10/14/2019 15:10:26	Sales Order	0.0	
10/14/2019	Sales Order	1384	GI Jane	10/14/2019 15:11:27	Sales Order	0.0	
10/16/2019	Sales Order	1385	GI Jane			0.0	
10/16/2019	Sales Order	1387	GI Jane			0.0	

Advanced Printing

Total Records 11 Customize Export New Print Del Docket Print

Current Filter

### Manifest Vehicle - (Full Access)

## Vehicle

Supplier Name  Registration No

Vehicle Name  Trailer ☐ Single ☒ B Double

Driver  Phone Number

Notes

Save New Cancel Active

## Manifest Vehicle and Routes

Create a vehicle with ease. Choose your supplier and your vehicle. This will need key information such as the driver, phone number, registration number and name of the vehicle.

You will then need to create a route for your vehicle. Set long range routes, for distances and return loads. Great when used with the multi-site functionality. Also add descriptions as well as distance and pallet rate for billing purposes.

### Manifest Route - (Full Access)

## Manifest Route

From  To

Route Description

Distance  Pallet Rate (Inc)

### Manifest Route List

Search Column From "F5,F6,F7" (Full)

Refresh Custom Filters

From	To	Route Desc	Distance	Pallet Rate
Abbeville	Abbeville	Anaheim to Abbeville	2981	25.0
De Berry	Xenia	De Berry to Xenia	1054	15.0
Victor	Acampo	Victor to Acampo	300	150.0
Aaronsburg	Abbeville	Aaronsburg to Abbeville		0.0
Los Angeles	New York	Los Angeles to New York	2784	11.0

Advanced Printing

Total Records 5 Customize Export New Print Close

Current Filter Auto List Updates Disabled

### Barcode Action - (Full Access)

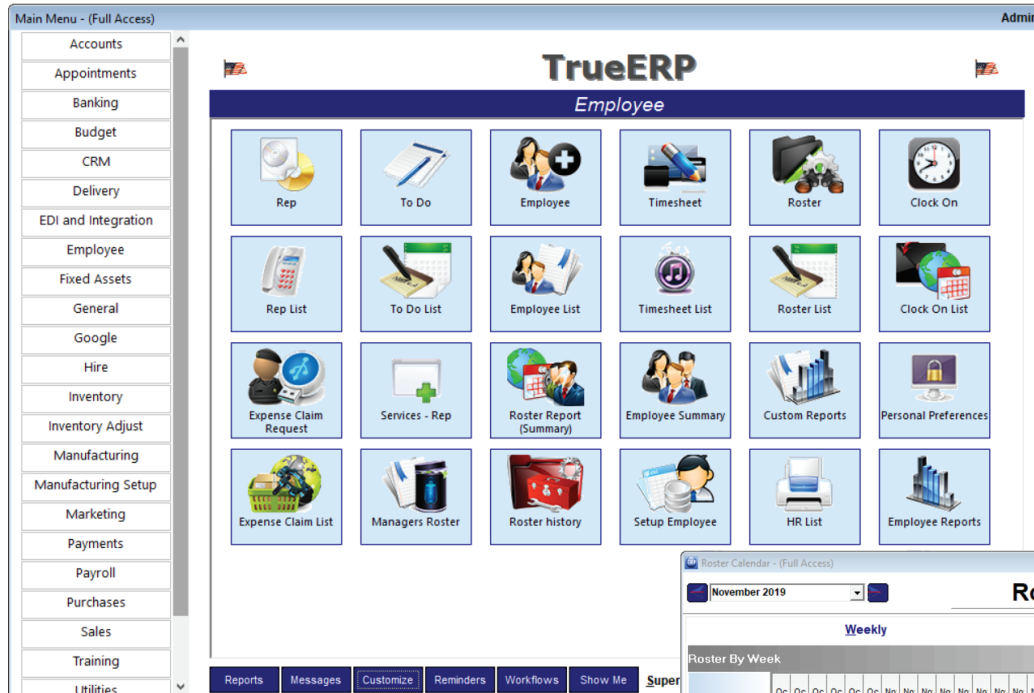
## Barcode Action

Status: Action: Scan Barcode

Close



Complete details as required to keep an accurate and extensive employee database or collection of information that is fully integrated with a complete business management and accounting system. This collection of information can be added to or deleted from depending on your requirements, even down to creating your own customisable fields and drop downs. True ERP also provides the software tools to manage measure and increase employee productivity. Integration of jobs, Sales, Timesheets and Rosters within True ERP means you can track in real time, measure and respond immediately to fine tune employee activities.

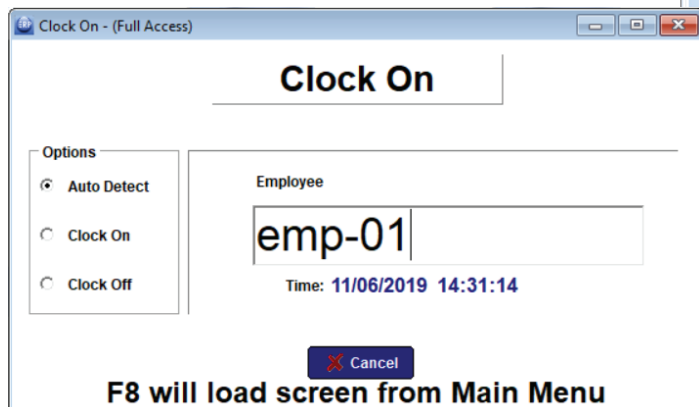
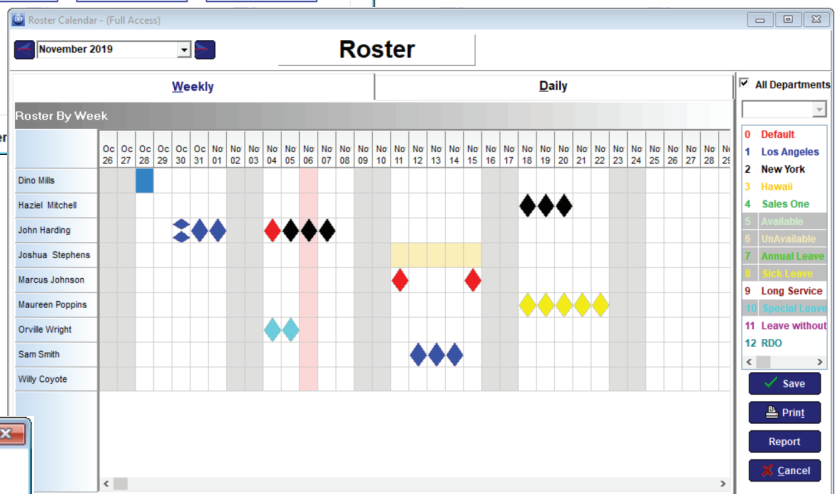


## Representative - Trainer List

Complete details as required to keep an accurate and extensive Rep - Trainer database or collection of information that is fully integrated with a complete business management and accounting system. This collection of information can be added to or deleted from depending on your requirements, even down to creating your own customisable fields and drop downs.

## Roster

TrueERP's fully integrated roster software can be linked to all or selected employees. Assign all forms of leave on the roster, such as sick and annual leave, for each employee and track at which location and what times staff need to be at work.



## Clock On/Off

The Clock On, Clock off feature allows Employers to track the 'actual' attendance times of each employee. Full reporting is available on who has turned up late or finished early. Combine this with the counter tracking systems and you get an accurate picture of conversion ratios per staff member and what your staffing levels need to be at certain times of the day on certain days.

## Job Profitability Reports

Jobs can be fully reported on, at any time, right back to and including time sheet entry work for each staff member. This will give you all the costs associated with any job, from repairs to service work, products and services used, even labour costs from staff members.





## To Do List

Tasks can be assigned to different employees, who when logging onto the TrueERP Software suite, a screen will pop up to remind them to complete these tasks. Everything from sales follow-up calls and simple prompts to account reminders. Great for ensuring that even the simplest thing that keeps getting overlooked, is completed, efficiently and on time.

## Personal Preferences

Allows each employee to set their own personal preferences without accessing vital data or areas of no access. They can be completely customised to suit, even down to the fields that the cursor tabs and stops on, including colours displayed and columns or reports that are seen.

## Employee Barcodes

Employee Barcodes are created automatically and can be printed with or without a photo from within the employee file. Employee Barcodes are used in processes including:

## Five Level Security

Employees can be assigned up to five different levels of security into each individual window, form or report, ranging from being able to delete a transaction, view only, through to no access at all. In addition you can create access level groups, where staff can be assigned to a pre-defined group.

## Custom Reports

The Employee Custom Reports enables the User to create new Template Reports with the use of SQL strings. These Reports should only be created by someone with a very good understanding of the SQL layout.

## Time Sheet

Set your times by shift or hours, periods or rates. Allocate accurate labour times to jobs and areas. Great for job profitability etc.

## Time Sheet List

The list allows you to view all time sheet entries for a selected date range. Standard radio button filters include Current (timesheet entries not converted to a pay), Converted to Pay and All.

## EFT or Electronic Banking

Transfer payroll directly from your bank account into the employees bank account with a simple click of a button.

## Appointment Interfacing

When using the roster software with your reps, TrueERP will indicate on the appointment calendar when, by the roster entry, the rep is available or has been booked out. Again because TrueERP is a fully integrated system, the data need only be entered once to fully populate the rest of TrueERP.



## Employee Summary Report

The Employee Summary Report enables the User to view all Employee Sales for any given point in time. The Report enables the User to view transactions made by the employee, giving details of profit and value for each transaction. When you are in the Employee screen click on the Employee Reports, (located at the bottom left of the page) this will take you to the Report Selector. The Report Selector will offer you a selection of reports to run regarding the employees.

The screenshot shows two overlapping windows from the TrueERP system.

**Employee Summary Window:**

- Title Bar:** Employee Summary
- Search Column:** Name
- Custom Filters:** "F5,F6,F7" (Full)
- Table:**

Name	Customer ID	LineCost (Ex)	LineCost (Inc)	Total Amount
Admin	ABC	\$4.81	\$5.23	
Admin	ABC	\$4.81	\$5.23	
Web user	First Stop Gun	\$40.00	\$43.50	\$
Web user	First Stop Gun	\$0.00	\$0.00	\$
Web user	4X4 World	\$40.00	\$43.50	\$
- Summary:** \$44.81, \$48.73, \$
- Buttons:** Refresh, Custom Filters, Advanced Printing, Total Records: 5, Customize, Export, Current Filter: ((Details <> 1))

**Employee Settings - (Full Access) Window:**

- Title Bar:** Employee Settings - (Full Access)
- Left Sidebar:** Address, Allowances, Banking, Custom Fields, Deductions, Documents, Fringe Benefits, HR Forms, Hours, Information, Leave Accruals, Pay Details, Pay History, Pay Notes, Photo ID, Report, Sales & Commission, Skills / Attachments, Taxation.
- Main Content:**
  - Employee Information:** Mr./Mrs... Mr, Initials: JB, First Name: John, Middle Name: Ryan, Last Name: Brown, Phone Number: 555 124 2555, Alt Phone, Fax Number, Mobile, Work Phone.
  - Default Department:** Default
  - Date of Birth:** 06/01/1995
  - Date Started:** 07/14/2014
  - Default Contact Method:**
  - Position:**
  - Call Priority:** 5 - Standard
  - Employee No:** 45900, ID: 30
  - Terminated?** ☐ Finish Date:
  - Show on Roster?** ☐ Password Never Expires? ☒
  - Show on PM Roster?** ☐ Allow To change Password? ☐
  - Maximum Allowed Discount Percentage:** 0
  - Minimum Required Markup Percentage:** 0
  - Minimum Required Margin Percentage:**
  - Emergency:**
  - Relationship:**
  - Phone:**
- Buttons:** Save, New, Print, Password, Make Supplier, Print Barcode, Cancel, Active ☒

## New Employee

All staff that are on the Payroll must be entered into TrueERP, even if they are not required to Log on to the system. All Employees that are required to use TrueERP must be assigned a Log on and Password. All Reps must first be an Employee before they can become a Rep. If using Payroll you should create the necessary payroll items (awards, allowances, deductions etc) before creating the employee records.

## Rep's

If employees are required to be out of the office "on site" they must be added to the "New Rep" section to enable all appointments to be added to the Main Calendar. Sales Reps are attached to each quote, sales order or invoice. You will need to transfer data from the employee card to the sales rep area to enable this function to work properly. A Rep must be entered as an Employee before they can be made into a Rep.

The screenshot shows the **Rep - (Full Access)** window.

- Title Bar:** Rep - (Full Access)
- Section:** Representative
- Rep Info:** John Brown (with "Edit Rep from the Employee Screen" link)
- Address Info:** Mr./Mrs..., First Name: John, Last Name: Brown
- Rate Info:** Phone Number: 555 124 2555, Fax Number, Mobile, Alt Contact:
- History:** Notes: (Insert Notes Here) :- (Admin ) Wednesday November 6 2019 at 02:51 PM
- Buttons:** Save, Cancel, New, Notes, Rep is Active ☒, Add Date & Time

## Personal Preferences

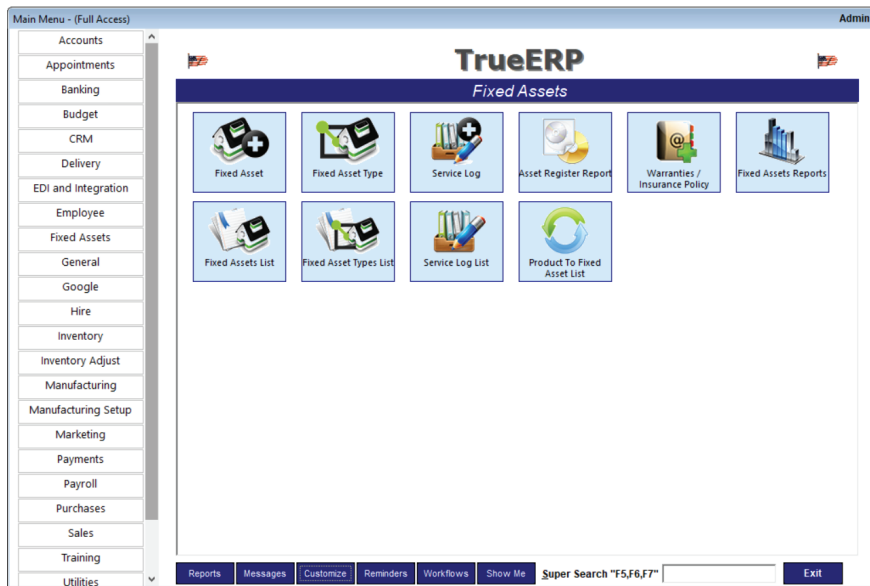
Allows each employee to set their own personal preferences without accessing vital data or areas of no access. They can be completely customised to suit, even down to the fields that the cursor tabs and stops on, including colours displayed and columns or reports that are seen.



An important distinction is made in accounting between "current assets" and "fixed assets".

Current assets are those that form part of the circulating capital of a business. They are replaced frequently or converted into cash during the course of trading. The most common current assets are stocks, trade debtors, and cash.

Compare current assets with fixed assets. A fixed asset is an asset of a business intended for continuing use, rather than a short-term, temporary asset such as stocks. Fixed assets must be classified in a company's balance sheet as intangible, tangible, or investments. Examples of intangible assets include goodwill, patents, and trademarks. Examples of tangible fixed assets include land and buildings, plant and machinery, fixtures and fittings, motor vehicles and IT equipment.



## Disposal

A fixed asset will eventually be disposed of, either after it has been depreciated to a zero value or at some point during the asset life. The disposal screen calculates the book value at the time of disposal. Track the disposal of any asset or treat an asset as a salvaged value. Input automatically any depreciation values to give you the final book or tax value.

## Fixed Asset Register

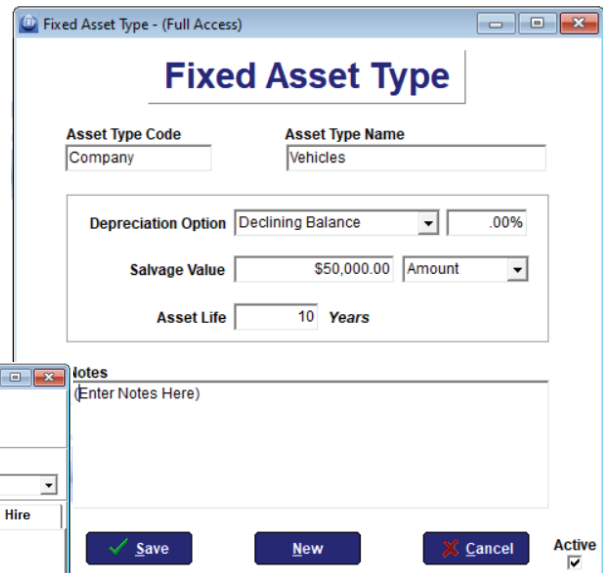
Allows for the complete tracking of Fixed Assets where you can choose between multiple depreciation methods, including No Depreciation, Straight Line and Declining Balance. You can have two sets of depreciation, allow tax values and Book value.

## Asset Details

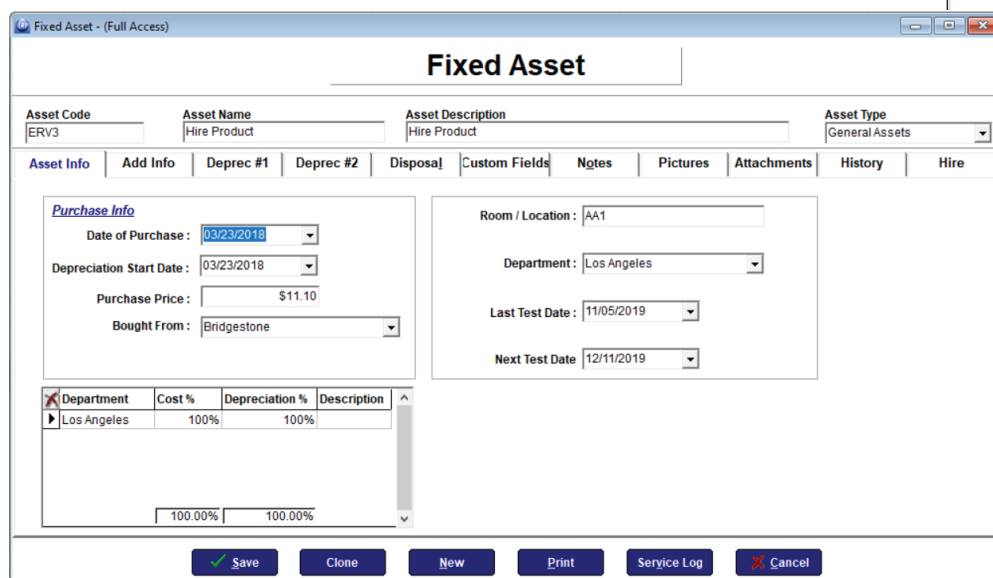
Track everything from codes to purchase price, insurance details and warranty periods, service logs to salvage values. Track your ongoing costs associated with keeping the asset and add your own notes or create your own customisable fields.

## Fixed Asset Type lists

Create lists of all different asset types, which allow you to group your assets and define them quickly and easily. Each group can have its own depreciation method and values allowing the updating of all assets within the group very easy.



The screenshot shows the 'Fixed Asset Type - (Full Access)' form. It includes fields for 'Asset Type Code' (Company) and 'Asset Type Name' (Vehicles). Below these are fields for 'Depreciation Option' (Declining Balance), 'Salvage Value' (\$50,000.00), and 'Asset Life' (10 Years). There is a 'Notes' section with a text area for entering notes. At the bottom, there are buttons for 'Save', 'New', 'Cancel', and an 'Active' checkbox.

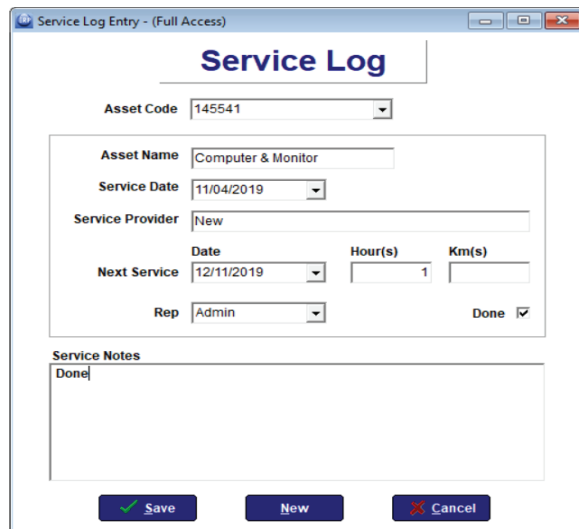


The screenshot shows the 'Fixed Asset - (Full Access)' form. It includes fields for 'Asset Code' (ERV3), 'Asset Name' (Hire Product), 'Asset Description' (Hire Product), and 'Asset Type' (General Assets). Below these are tabs for 'Asset Info', 'Add Info', 'Deprec #1', 'Deprec #2', 'Disposal', 'Custom Fields', 'Notes', 'Pictures', 'Attachments', 'History', and 'Hire'. The 'Purchase Info' section includes fields for 'Date of Purchase' (03/23/2018), 'Depreciation Start Date' (03/23/2018), 'Purchase Price' (\$11.10), and 'Bought From' (Bridgestone). The 'Room / Location' section includes fields for 'Room / Location' (AA1), 'Department' (Los Angeles), 'Last Test Date' (11/05/2019), and 'Next Test Date' (12/11/2019). At the bottom, there are buttons for 'Save', 'Clone', 'New', 'Print', 'Service Log', and 'Cancel'.



## Service Log

Each asset can be fully maintained and tracked via the service log. The TrueERP Software suite will also log against the asset all work done, including any internal labour costs and products used.



**Service Log**

Asset Code: 145541

Asset Name: Computer & Monitor

Service Date: 11/04/2019

Service Provider: New

Next Service: 12/11/2019

Hour(s): 1

Km(s):

Rep: Admin

Done: ☒

Service Notes: Done

Buttons: Save, New, Cancel

## Fixed Assets Preferences

Part of the Fixed Asset Preference is that you can choose your default asset accounts. This can be done for 'Fixed Assets Account', Fixed Assets Bank Account, 'Fixed Assets Depreciation Asset Account' and 'Fixed Asset Depreciation Expense Account'. So when you load a fixed asset, by setting the preference will determine what will automatically load for that account. Now the other part to the Fixed Asset Preference is that you also have Depreciation Options. This is how often you want your depreciation to post automatically. You can also include the purchase of the asset in the depreciation and same with the disposal of the asset.

## Warranties/Insurance Policy Report

The Check Warranties / Insurance Policy button allows the user to track the Asset Warranty and Insurance details including expiry dates and repeat service calls, due dates for renewal etc.

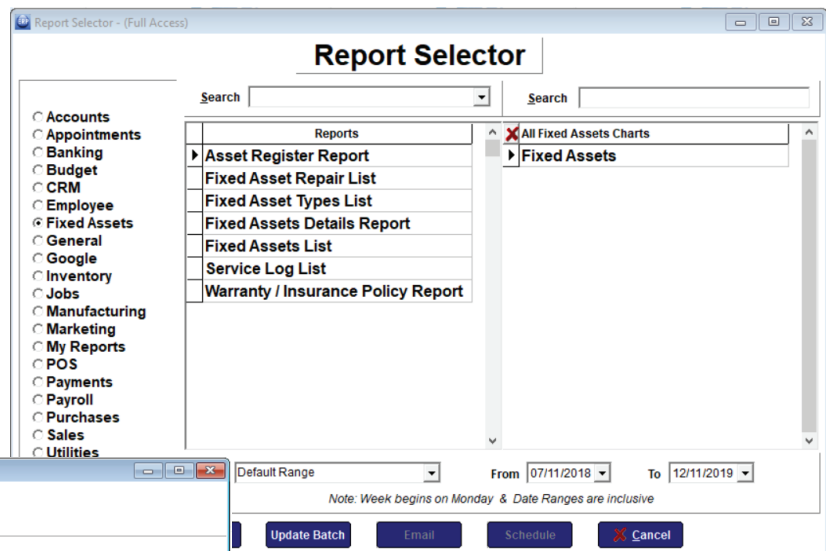
This also allows for full tracking of all insurance details in regards to each and every asset.

## Accumulated Depreciation

Allows you to track the accumulated depreciation of assets by any period you choose. Set your percentage of business use so that when the calculation is followed through each year it can be displayed for the life of the asset including business use.

## Fixed Assets Reports

Select the Fixed Assets Reports icon will open the Report Selector menu displaying the list of Fixed Assets such as, Asset register Report, Fixed Asset Repair List, Fixed Asset Types List, Fixed Assets Details Report, Fixed Assets List, Service Log List and Warranty and Insurance policy Report.



**Report Selector**

Search: [ ]

Search: [ ]

Accounts

Appointments

Banking

Budget

CRM

Employee

Fixed Assets

General

Google

Inventory

Jobs

Manufacturing

Marketing

My Reports

POS

Payments

Payroll

Purchases

Sales

Utilities

Reports

Asset Register Report

Fixed Asset Repair List

Fixed Asset Types List

Fixed Assets Details Report

Fixed Assets List

Service Log List

Warranty / Insurance Policy Report

All Fixed Assets Charts

Fixed Assets

Default Range: [ ]

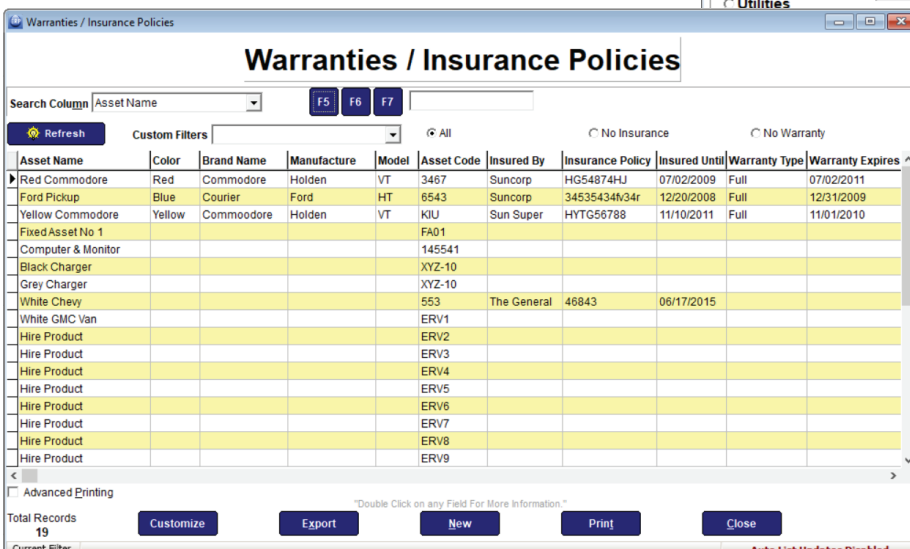
From: 07/11/2018 To: 12/11/2019

Note: Week begins on Monday & Date Ranges are inclusive

Buttons: Update Batch, Email, Schedule, Cancel

## Warranty

Track the assets warranty details including expiry dates and repeat service calls. Great for keeping up to date with the maintenance etc on any asset.



**Warranties / Insurance Policies**

Search Column: Asset Name

Buttons: Refresh, Custom Filters, All, No Insurance, No Warranty

Asset Name	Color	Brand Name	Manufacture	Model	Asset Code	Insured By	Insurance Policy	Insured Until	Warranty Type	Warranty Expires
Red Commodore	Red	Commodore	Holden	VT	3467	Suncorp	HG54874HJ	07/02/2009	Full	07/02/2011
Ford Pickup	Blue	Courier	Ford	HT	6543	Suncorp	34535434r/34r	12/20/2008	Full	12/31/2009
Yellow Commodore	Yellow	Commodore	Holden	VT	KJU	Sun Super	HYTG56788	11/10/2011	Full	11/01/2010
Fixed Asset No 1					FA01					
Computer & Monitor					145541					
Black Charger					XYZ-10					
Grey Charger					XYZ-10					
White Chevy					553	The General	46843	06/17/2015		
White GMC Van					ERV1					
Hire Product					ERV2					
Hire Product					ERV3					
Hire Product					ERV4					
Hire Product					ERV5					
Hire Product					ERV6					
Hire Product					ERV7					
Hire Product					ERV8					
Hire Product					ERV9					

Buttons: Customize, Export, New, Print, Close

Total Records: 19

Current Filter: [ ]

Auto List Updates Disabled



The General Tab contains features that have an overall effect on various areas within TrueERP. This tab contains lists of key functions such as your Global List which displays all your Suppliers, Customers, Employees, and Contacts within the one list. Here is where you will find answers to 'general' aspects of your TrueERP database. The following notes will display the basic functionality for each button found within the General Tab. For further instructions on 'How To' fully utilise these functions, please refer to each button for guidance.



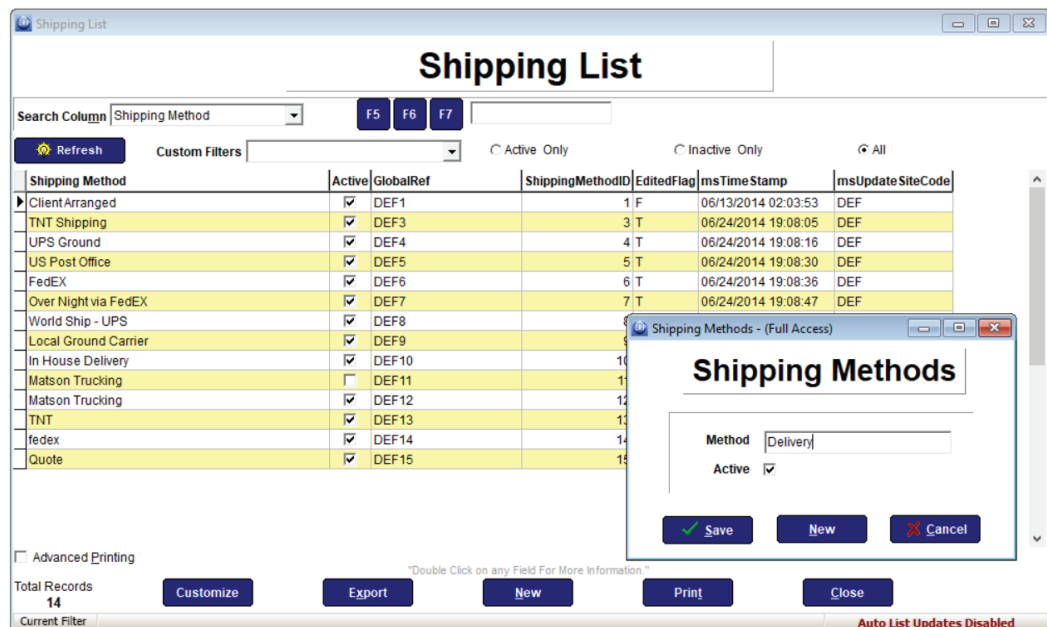
### Shipping

TrueERP allows you to specify a list of acceptable Shipping methods, that can be selected in Sales Orders and Invoices. Using the Shipping button in the General Tab you will be able to add methods of shipping that may be used by your organisation. These will then appear as a list of options available for shipping when orders are placed. The ability to add a default Shipping Method to a Customer Card ensures the preferred method of delivery is used for that Customer.

Shipping List displays a list of all shipping types you have created. Radio button selections allow you to filter by Active, Inactive or All shipping types.

### Regions

The format consists of three fields with semicolons separating them. The first part of the format is the format itself. The second part is the character that determines whether the literal characters of a format are saved as part of the data. The third part of the format is the character used to represent unentered characters in the format.



### Corrective Action Reporting

Corrective Action Reporting: To access this function. Go to General and click Corrective Action Reporting function button.

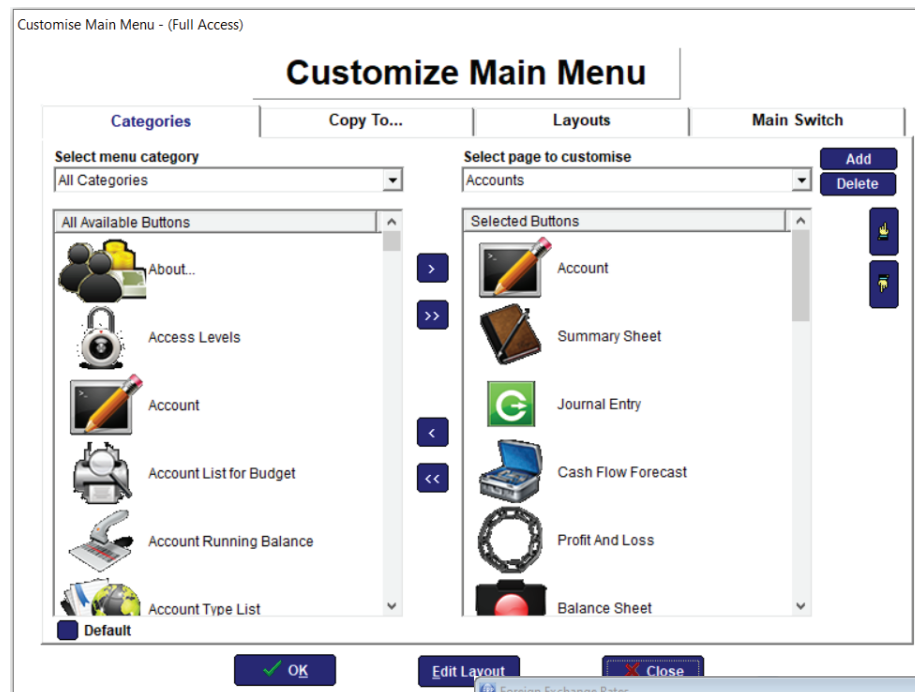
This function is about the complaints on the sale or purchase you have done and what actions need to be taken. In the Corrective Action Reporting screen you can see six tabs.

CAR Details - Imm. Action - Prev. Measures - Mgmt Review - Outcome Review - Outcome Review Options



## Customise Toolbar

The TrueERP Toolbar is customisable down to individual user level to give you maximum flexibility in adopting a look and feel that meets your needs.



## Foreign Exchange Rate's & List

Whether you are part of the International Business community or perform your business on a Local or National level it's possible that you will at some point deal with transactions that involve Foreign Currency.

By using the Foreign Exchange Rates window in TrueERP you are able to define the rates for Purchase and Sales transactions for each Currency and/or Country and also define a Hedging Formula. There is a default list of all major foreign currencies already in TrueERP and you are able to enter as many more as you wish. Variation Accounts should be set up to account for any variation in the price between order/invoicing the goods and making/receiving payment.

## Global List


The Global List displays a record of all entities (Contacts, Customers, Employees, Other Contact's and Suppliers), entered into your TrueERP database, all within the one easy to access list. Every entry has a reference number called a Global Ref. This number is a combination of the site code of the data entry point, and the next sequential number for the type of contact. Global Reference numbers are unique within the entity type but different entities (e.g. Customer and employee) can have identical Global Reference numbers.

Country	Currency	Code	Buy Rate	Sell Rate	Rate Last Modified	Active
Philippine	Peso	PHP	1.5	1.5	11/14/2014	<input checked="" type="checkbox"/>
Barbados	Dollar	BBD	1.7	1.5	12/19/2014	<input checked="" type="checkbox"/>
United Kingdom (British)	Pound Sterling	GBP	1.65	1.42	08/26/2014	<input checked="" type="checkbox"/>
United States	Dollar	USD	1.0	1.0		<input checked="" type="checkbox"/>
European	Euro	EUR	0.88	0.87	01/29/2015	<input checked="" type="checkbox"/>
Colombian	Peso	COP	0.53	0.54	04/09/2015	<input checked="" type="checkbox"/>
Chinese	Yuan Renminbi	CNY	0.01	0.12	11/14/2014	<input checked="" type="checkbox"/>
Nigerian	Naira	NGN	0.0062	0.0062	08/04/2014	<input checked="" type="checkbox"/>
Armenian	Dram	AMD	0.0	0.0		<input type="checkbox"/>
Albanian	Lek	ALL	0.0	0.0		<input type="checkbox"/>
Angolan	New Kwanza	AON	0.0	0.0		<input type="checkbox"/>
Aruban	Guilder (Florin)	AWG	0.0	0.0		<input type="checkbox"/>
Bahamian	Dollar	BSD	0.0	0.0		<input type="checkbox"/>
Bahraini	Dinar	BHD	0.0	0.0		<input type="checkbox"/>
Bangladeshl	Taka	BDT	0.0	0.0		<input type="checkbox"/>
Andorran	Peseta	ADP	0.0	0.0		<input type="checkbox"/>
Azerbaijani	Manat	AZM	0.0	0.0		<input type="checkbox"/>
Belgian	Franc	BEF	0.0	0.0		<input type="checkbox"/>

Name	ContactName	Phone	Mobile	Type	Email	Balance	StopCredit	Fa
Cash Customer	Cash Customer			Customer(Primary		\$0.00	<input type="checkbox"/>	
Castle Enterprises	Slig Jonn	075 577 6655		Marketing Contact		\$0.00	<input type="checkbox"/>	
Chairs R Us Pty Ltd	Mrs Kelly Frazer	075 512 5452		Supplier(Primary	C.kelly.frazer@chairsr	\$1,832.00	<input type="checkbox"/>	07
Charming Harry's	Harry Charming	999 555 1213		Customer(Primary		\$0.00	<input type="checkbox"/>	
Charming Harry's	Joann Charming	999 555 1213		Customer(Contact)		\$0.00	<input type="checkbox"/>	
Chennai Silks				Marketing Contact	kumar@example.co	\$0.00	<input type="checkbox"/>	
Chisholms				Marketing Contact	seth.rawnsley@chi	\$0.00	<input type="checkbox"/>	
Chris Lee	Chris Lee	562 555 8955		Employee	clees1@gmail.com	\$0.00	<input type="checkbox"/>	
Clark Kent	Clark Kent			Employee	clarkkent@gmail.co	\$0.00	<input type="checkbox"/>	
Clever Soft	Test Ignore	919 899 969907		Marketing Contact	test@test.com	\$0.00	<input type="checkbox"/>	
Coke	Mr Tom Brown			Supplier(Primary	C.tom.brown@tombr	\$2,000.00	<input type="checkbox"/>	
Coles	Mr Charlie Ash	095 556 5656		Supplier(Primary	C.coles@coles.com	\$1,000.00	<input type="checkbox"/>	
Color Palette Inc	Marion Smith	999 999 11112		Job(Primary Contac		\$0.00	<input type="checkbox"/>	
Color Palette Inc	Joan Jackson	999 999 11112		Customer(Contact)	yvonne.mclean@tru	\$23,750.00	<input type="checkbox"/>	
Color Palette Inc	Marion Smith	999 999 11112		Customer(Primary	yvonne.mclean@tru	\$23,750.00	<input type="checkbox"/>	
Cooke	Miss Elizabeth Cooke	755 961 161		Customer(Primary		\$16.80	<input checked="" type="checkbox"/>	75

Think of the Global List as your address/phone book for your Company.





## Integration

TrueERP comes complete with a built in Application Programming Interface (API). This interface allows the communication with the tables within TrueERP to communicate directly with any other application using Extensible Markup Language (XML). These can include but are not limited to things like web pages, Handhelds, PDA, mobile phones etc or in fact any other application that can read XML.

## What is EDI

EDI is an abbreviation for electronic data interchange.

Using EDI, companies send information digitally from one business system to another, using a standardized format. Some of the types of business systems to which EDI can connect include e-commerce solutions, ERP, WMS, CMS, accounting software and more. EDI replaces order processes, transactions and communications that were done with paper or fax in the past. It's an important component for automation in business processes. With EDI, you can exchange digital information and transactions with other businesses for greater accuracy and speed of communication. For example, purchase orders, invoices, advanced ship notices and other documents can be digitally transmitted via EDI.

## Instant Updates

Using TrueERP's Application Programming Interface (API) your data will instantly update both ways. Update a record directly in TrueERP and based on your settings within the API, the data will immediately appear on your web page or application. In return any data changed or added to your web page such as orders etc will immediately appear in TrueERP.

## Shopping Carts (Yours or Ours)

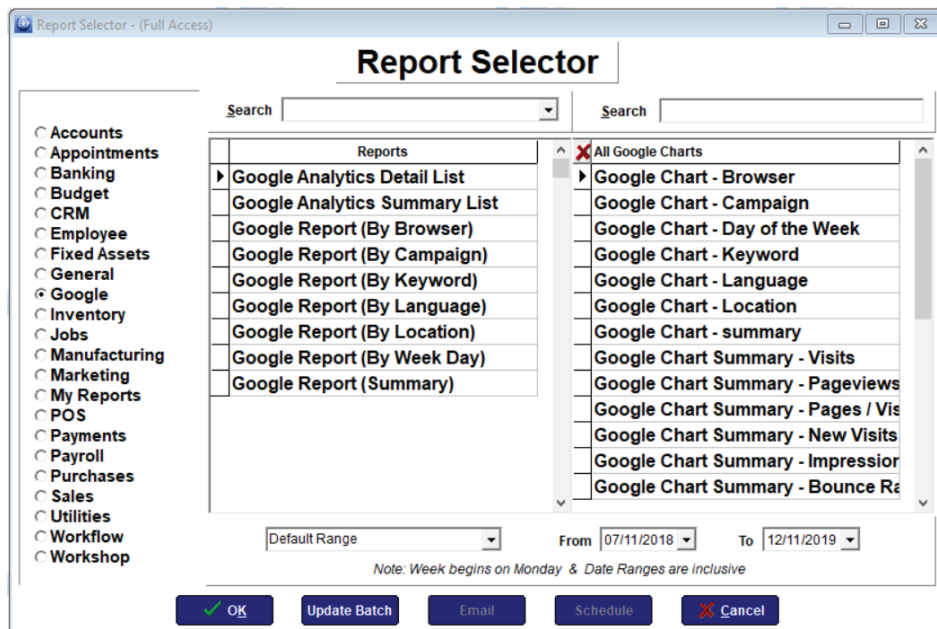
Design on-line shopping carts, including account and cash payments or talk to the support people at TrueERP about buying a ready made shopping cart that is pre-loaded with everything needed to have you up and running with minutes.

## Common EDI Transactions

These are the most common EDI formats used nationally and internationally:

810 Invoicing which is more widely used in general merchandise/services.  
 850 Purchase Order which is more widely used in general merchandise.  
 855 PO Acknowledgment is for the supplier to give feedback to the purchaser that has sent in an order as to whether they can fulfil that order in total or in part (typically, in the SPS supply chain network, this is a supplier giving feedback to a retailer).  
 940 Shipping Order is used to tell a remote warehouse to ship an order and includes information about the destination of the shipment.  
 Mostly used by a supplier to authorize a third party warehouse (3PL) to make a shipment to a buyer, such as a chain store retailer.

Other common EDI transactions include 204 Motor Carrier Load Tender, 210 Motor Carrier Freight Invoice, 754 Routing Instructions, 820 Payment Order/Remittance Advice, 832 Price/Sales Catalogue and more!







ATO



Shopping Carts



Customer Portals



Google Analytics



Google Calendar and More



UPS USA



SMS



United States Postal Service



Canada Post



FedEx



Ebay







Solid Works



Walmart



Magento



WooCommerce



Target



Stripe



Payeezy



Stamps



Amazon



QuickBooks



Xero





Controlling your Inventory is crucial for any business whether you are a manufacturer, wholesaler or retailer. Selecting the right inventory management software for your business is critical to controlling costs and ensuring the smooth operation of your business. TrueERP gives you real time information on current stock levels and values including work in progress, stock on order, finished goods and raw materials. More than that it can accurately predict future requirements so that you can better manage purchasing decisions. In short, TrueERP is an affordable Supply Chain Management solution.



## Pop-Up Notices

Set pop-up reminders per product. These are great as a reminder to your staff to on sell other products as well as the one selected e.g. if they buy printer, do they want the cable with that as well.

## Related Products

Used for auto loading any associated product automatically e.g. when you do sell the printer it automatically loads the required cable. This can be extended to any level where you can have a related product within a related product.

## Multiple Stores

The TrueERP Software suite will automatically track stock levels, changes and updates across multiple stores or locations. All information is transferred automatically and seamlessly within milli-seconds. In simple terms every remote location is an identical copy of the other.

## Multiple Warehouses

Run multiple warehouses in TrueERP with instant reports on any warehouse, from anywhere within the system including sales transactions etc.

## Multiple Bins

The TrueERP Software suite has an enormous range of inventory management options, including tracking multiple bins, racks and levels. All options can be shown in the one screen or any number of reports and lists. These will give you an instant understanding of where your stock is at any time.

## Stock Take

There are three ways to adjust stock quantities. Stock Adjustment, Stock Transfer. Stock Transfer adjusts stock quantities between departments whereas Stock Adjustment and Stock take make absolute changes to the quantity of stock the company holds. Generally a Stock Adjustment is used for "ad hoc" adjustments such as when an item is damaged and Stock take is used when overall quantities are being checked at regular intervals of time.

## Quantities

View stock levels in any store or warehouse location, instantly from almost any where within TrueERP. Enormously beneficial when in POS or sales to know that while you don't have it, one of your other stores does.

Stock Take - (Full Access)

**Stock Take**

No. 204

To Account: Stock Adjustment Employee: Admin Date: 11/07/2019 02:37:37 pm Show only as Unit of Measure: ☐ Adjustment on In-Stock Quantity: ☒

Product Name	Description	Department	UOM	In-Stock	Available	Final	Adjust	Cost	Unit Cost	Total Cost
Wagon	Child's Red Wa	Los Angeles	Units	-15.0	-23.0	55.0	70.0	\$583.41595	\$583.41595	0.839.11626
Sweater	Sweater	Los Angeles	Units	0.0	-7.0	2.0	2.0	\$10.00	\$10.00	\$20.00
Tray	Tray for red wag	Los Angeles	Units	-31.0	-37.0	2.0	33.0	\$56.42299	\$56.42299	1.861.95867
Wagon Set	Wagon Set with	Los Angeles	Units	0.0	-10.0	55.0	55.0	\$268.83677	\$268.83677	4.786.02235
Wallet	Wallet	Los Angeles	Units	10.0	10.0	74.0	64.0	\$0.00	\$0.00	\$0.00
400 Tile Lightbeam	400 Tile Lightbe	Los Angeles	Units	13.0	13.0	3.0	-10.0	\$98.97277	\$98.97277	\$989.72773
R11-33	R11-33	Los Angeles	Units	0.0	0.0	65.0	65.0	\$0.2316	\$0.2316	\$15.054
R15-50	R15-50	Los Angeles	Units	0.0	0.0	41.0	41.0	\$0.3346	\$0.3346	\$13.7186
Raw Material	Raw Material	Los Angeles	Units	0.0	0.0	21.0	21.0	\$1.00	\$1.00	\$21.00
45 Machine	45 Machine	Los Angeles	Units	37.0	37.0	0.0	-37.0	\$654.82955	\$654.82955	4.228.69318
A27 Widget Cleaner	A27 Widget Clea	Los Angeles	Units	125.0	109.0	122.0	-3.0	\$35.84384	\$35.84384	\$107.53153

Hold down CTRL and Press DOWN ARROW to add a new line and copy the product details from current record.

Reason: (Enter Notes Here)

Buttons: Process, Hold, Import, Load Products, Export, Print, Cancel, Deleted





## Products

Complete details as required to keep an accurate and extensive stock management database, a database or collection of information which is fully integrated with a complete business management and accounting system. This collection of information can be added to or deleted from, depending on your requirements, even down to creating your own customisable fields and drop downs.

## New Product

A New Product is created when you have the need to select it from the Inventory List when entering an Invoice, Purchase Order etc. New Products need to be set up as a specific Product Type to ensure correct data flow. Product Types have been locked to prevent conversion from non-inventory to inventory without taking into account the Cost Of Goods Sold still outstanding. Following is a list of the Products Types available in ERP:

- Inventory Part A physical product that has its amount tracked as inventory.
- Non-Inventory Part A product that has a buying cost but doesn't have its amount tracked.
- Other Type A product that doesn't have a specific buying cost associated with it, but it is sold.

## Stock Adjustment

This can be used to correct the stock levels at any time eg. The system says there is 20 in stock of a product in a particular bin but on count there is only 19. An adjustment can be made at that time, ie. you do not have to wait to carry out a stock take to make the adjustment. Typically Stock Adjustment is used for adjustments to stock due to loss/damage or Wastage.

## Accounts

Once set TrueERP will auto assign all required accounting information including Cost Of Goods Sold, Inventory Assets and Sales Income, even down to what tax codes are required from this product to auto load the BAS Report and GST Returns.

## Volume Prices

Enter different prices for purchasing and selling at different volumes ie. if you sell one of the product or if you sell 50, you can set a price for each.

## Date Range Price Adjustments

Great if you want to run specials for a period of time, TrueERP will automatically adjust the product price to match the special price assigned for that period and then return to the standard price once outside the date range.

## Product Discounting

Set up each individual customer or group of customers to have either a one off discount, special product discount, type discounts, grouped product discounts, permanent discounts or volume sales discounts to name but a few.

Product Name	Description	Department	UOM	In-Stock	Available	Final	Adjust	Allocation
Serial No Product	Serial No Product	Los Angeles	Units	19	19	20	1	+
Serial Number Product	Serial Number Product	Los Angeles	Units	-1	-1	5	6	+
Serial Product	Serial Product	Los Angeles	Units	50	50	0	-50	+
Antenna	Antenna	Los Angeles	Units	50	46	0	-50	+
SN Product 101	SN Product 101	Los Angeles	Units	50	35	2	-48	+





## Stock Transfers

The Stock Transfer button allows the user to perform a transfer of stock from one Department (Cost Centre) to another. Stock Transfers are transferred at Cost Price. Stock Transfers are directly linked to Product Re-order points allowing Auto Transfers to be processed.

## Quantities

View stock levels in any store or warehouse location, instantly from almost anywhere within TrueERP.

Enormously beneficial when in POS or sales to know that while you don't have it, one of your other stores does.

## Units Of Measure

Track your products in virtually any way you can think of, from cartons to pallets or kilograms to litres, sheets to rolls. Have these shown in these different units of measure ie. we have 240 bottles, 10 cartons and 1 pallet.

## Mass Price Updates

Prices can be altered on mass by department, product code, group or any number of ways, with the click of a single button. You can set adjustment values by a fixed amount or a percentage, in the positive or negative. Preferences will allow this to be automated, so that the moment there is any movement in the cost of the product the sell price will adjust automatically maintaining the margin.

## The Auto Adjust Bin

This function allows you to adjust quantities in Bins to match quantities IN STOCK. These figures may have got out of balance as a result of a transaction not being allocated to a bin.

## Product List

This button allows you to view your product list. This list (as with all lists within ERP) is customisable, exportable, and printable. In addition to the information displayed in the Express Products List, the Products List shows Stock Quantity and Stock Valuation information as well as cost and price information without having to open the product file. The Product List also allows printing of Barcodes for selected products.

## Serial Number Tracking

The Serial Numbers button is a report of all Serial Number transactions within ERP, allowing the user to track all the purchases, sales, hire and fixed asset information attached to the serial number, for all products with 'Serial Number Tracking' selected. When products (with Serial Number Tracking selected) are purchased, each serial number will have to be entered into ERP, and as each product (with Serial Number Tracking selected) is sold, you will need to select the serial number/s for the item being sold.

## Multiple Barcodes

Assign any type of barcode to a product including multiple barcodes for the same product. Great for running specials on that product and adding a different tracking code for how many of the specials you sell.



## Barcode Picking

This area within TrueERP virtually removes human error in the warehouse picking and packing area. This module of TrueERP allows orders to be placed or received in the office, the warehouse would simply scan in their employee barcode which activates the next prioritised picking slip to be actioned. TrueERP will then track how long it takes to pick the goods for the order and how long it takes to pack the goods. All relevant documentation is automatically produced from con notes to delivery dockets, including box labels and what goods are in each carton shipped.

Product List - Based on Report Tables Last Updated On: Thursday, November 7, 2019, at 07:59 AM - (Full Access)

Department:  All

Search Column:  Product ID

Custom Filters:  F5,F6,F7 (Full)

Refresh

Product ID	Available	Quantity Read As 'Units' (SO BO not Counted in Available)	In Stock	On Build Raw	On Transit	Allocated SO	Allocated BO	On Order	Multiple Bins ?	Landed Cost	Value	Stock %
45 Box	15150.0	15150.0	0.0	0.0	0.0	0.0	0.0	100.0		\$0.00	\$0.00	
45 Bullets	0.0	0.0	0.0	0.0	0.0	0.0	0.0	10000.0		\$0.00	\$0.00	
45 Machine	44.0	44.0	0.0	0.0	0.0	0.0	0.0	10.0		\$0.00	\$50,600.00	
7249	25.0	25.0	0.0	0.0	0.0	0.0	0.0	150.0		\$0.00	\$0.00	
800 Samalla	57.0	57.0	0.0	0.0	0.0	0.0	10.0	0.0		\$0.00	\$2.68	
9 Box	348.0	450.0	0.0	0.0	102.0	0.0	650.0			\$0.00	\$10,125.00	
9 Bullets	211.0	214.0	0.0	0.0	3.0	0.0	10005.0			\$0.00	\$321.00	
9mm Box	0.0	0.0	0.0	0.0	0.0	0.0	10.0			\$0.00	\$0.00	
A27 Widget Cleaner	209.0	235.0	0.0	0.0	20.0	5.0	2.0			\$2,442.73	\$9,443.22	
Acrylic Cotton	7501.0	12501.0	0.0	0.0	0.0	5000.0	0.0			\$0.00	\$0.00	
Acrylic Cotton 02	1544.0	1554.0	0.0	0.0	10.0	500.0				\$0.00	\$155,400.00	
Acrylic Paint	-3.0	-2.0	0.0	0.0	0.0	0.0	0.0			\$0.00	\$-15.00	
Auth FF Linear	1.0	2.0	0.0	0.0	1.0	0.0	0.0			\$0.00	\$0.28	
Air conditioning Unit	0.0	3.0	0.0	0.0	2.0	1.0	0.0			\$0.00	\$0.00	
	117605	126863.87	72	0	3733	5470.87	36196.38				\$3,791,325.51	

Barcode Printing ☐ Set Commission

Total Records: 429

Customize Export New Print Barcodes Select All Print Close

Current Filter: (Active = T) Auto List Updates Disabled

Main Menu - (Full Access)

Accounts  
Appointments  
Banking  
Budget  
CRM  
Delivery  
EDI and Integration  
Employee  
Fixed Assets  
General  
Google  
Hire  
Inventory  
Inventory Adjust  
Manufacturing  
Manufacturing Setup  
Marketing  
Payments  
Payroll  
Purchases  
Sales  
Training  
Utilities

TrueERP

Inventory Adjust

Batch Adjustment  
Bin Adjustment  
Serial Number Adjustment  
Stock Adjustment  
Stock Take (Stock)  
Data Update  
Batch Adjustment List  
Bin Adjustment List  
Serial Number Adjustment List  
Stock Adjustment List  
Stock Take (Stock) List  
Auto Re-Order  
Batch Transfer  
Bin Transfer  
Serial Number Transfer  
Stock Transfer  
Stock Adjustment Export  
Auto Adjust Bin  
Batch Transfer List  
Bin Transfer List  
Serial Number Transfer List  
Stock Transfer List  
Stock Adjustment Import  
Inventory Reports  
Stock Analysis Report

Reports Messages Customize Reminders Workflows Show Me Super Search "F5,F6,F7" Exit

## Express Product List

The Product Express List is a faster way to view a list of products than Product List but the trade off is that product quantity, value and price are not displayed. You can switch to the Product List view from within the Product Express List by selecting the Product button, top right.

## Price Movement Tracking

Any price movement to do with a product is clearly shown over a period of time, so that you can see what changes there have been with the product from sales or purchases.

## Extra Supplier Pricing

List every supplier you buy a particular product from and what their prices are including foreign values. List their names and codes for the product which can be used on your purchases orders to that supplier.

## Formula Pricing

Where you may need to price something with an ever changing variable, formula's are fantastic. For example you want to know how much is a window that is 1278mm high x 689mm wide x 4mm thick. Formula's will work a price for you based on the values entered. In addition you can set it to load a set of products as well ie. how much paint is required on a door 2040mm high x 820mm wide. Not only will it work out the price, but it will load the product for the paint and what is required of that product as well.

## Insert Pictures

Easily insert multiple pictures for the product. These pictures will display when sold, and can be easily uploaded onto your web page.

## Batch Number Tracking

Will track a batch of stock automatically showing where the oldest stock is and how it can be easily identified. Keep accurate records of exactly which customer has which product, when they bought it and which supplier it came from. Great for warranties, repairs and servicing.

Batches

Department:  All

Search Column:  Product ID

Refresh

Custom Filters:  F5 F6 F7

Summary Details

Available Stock In Stock Out On SO On Build Raw Building

Product ID	Print Name	Department	UOM	Batch No	Truck Load No	Expiry Date	Tr
Acrylic Cotton	Acrylic Cotton	Default	lbs	L456123 PO-449-475-1			Sto
Acrylic Cotton	Acrylic Cotton	Default	lbs	L456123 PO-449-475-1			Pur
Acrylic Cotton	Acrylic Cotton	Default	lbs	L456123 PO-449-475-2			Pur
Acrylic Cotton	Acrylic Cotton	Default	lbs	L456123 PO-449-475-2			Pur
Acrylic Cotton	Acrylic Cotton	Default	lbs	L456123 PO-449-475-3			Pur
Acrylic Cotton	Acrylic Cotton	Default	lbs	L456123 PO-449-475-4			Pur
Acrylic Cotton	Acrylic Cotton	Default	lbs	L456123 PO-449-475-5			Pur
Acrylic Cotton	Acrylic Cotton	Default	lbs	L456123 PO-449-475-5			Pur
Acrylic Cotton	Acrylic Cotton	Default	lbs	PO-453-480-1			Pur
Acrylic Cotton 02	Acrylic Cotton 02	Default	lbs	PO-453-480-1			Inv
Acrylic Cotton 02	Acrylic Cotton 02	Default	lbs				Inv
Acrylic Cotton 02	Acrylic Cotton 02	Default	lbs				Sto

Advanced Printing

Select Batches to Print Barcode

Total Records: 305

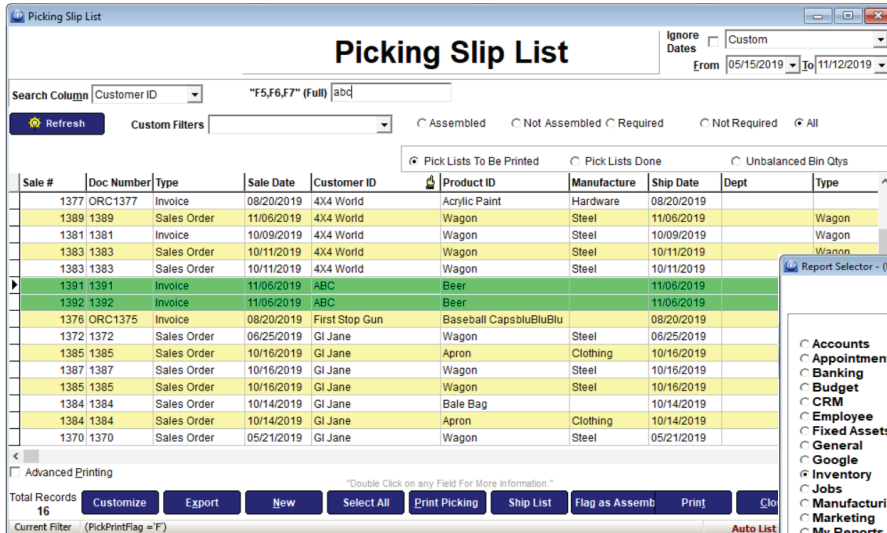
Customize Export New Batch Barcodes Print Close

Current Filter: Auto List Updates Disabled



## Picking Slips

Produce a range of picking slips from orders placed or print them individually in prioritised order. Show rack and bin numbers on these printouts for efficient picking. Pick Slips can be printed as you create Sales Orders or Invoices, or you can print them as a batch from the Picking Slip List screen.



**Picking Slip List**

Search Column: Customer ID | "F5,F6,F7" (Full) | [abc]

Custom Filters: [ ]

Ignore Dates: [ ] Custom | From: 05/15/2019 | To: 11/12/2019

Sale #	Doc Number	Type	Sale Date	Customer ID	Product ID	Manufacture	Ship Date	Dept	Type
1377	ORC1377	Invoice	08/20/2019	4X4 World	Acrylic Paint	Hardware	08/20/2019		
1389	1389	Sales Order	11/06/2019	4X4 World	Wagon	Steel	11/06/2019		Wagon
1381	1381	Invoice	10/09/2019	4X4 World	Wagon	Steel	10/09/2019		Wagon
1383	1383	Sales Order	10/11/2019	4X4 World	Wagon	Steel	10/11/2019		Wagon
1383	1383	Sales Order	10/11/2019	4X4 World	Wagon	Steel	10/11/2019		Wagon
1391	1391	Invoice	11/06/2019	ABC	Beer		11/06/2019		
1392	1392	Invoice	11/06/2019	ABC	Beer		11/06/2019		
1376	ORC1376	Invoice	08/20/2019	First Stop Gun	Baseball CapsBluBlu		08/20/2019		
1372	1372	Sales Order	06/25/2019	GI Jane	Wagon	Steel	06/25/2019		
1385	1385	Sales Order	10/16/2019	GI Jane	Apron	Clothing	10/16/2019		
1387	1387	Sales Order	10/16/2019	GI Jane	Wagon	Steel	10/16/2019		
1385	1385	Sales Order	10/16/2019	GI Jane	Wagon	Steel	10/16/2019		
1384	1384	Sales Order	10/14/2019	GI Jane	Bale Bag		10/14/2019		
1384	1384	Sales Order	10/14/2019	GI Jane	Apron	Clothing	10/14/2019		
1370	1370	Sales Order	05/21/2019	GI Jane	Wagon	Steel	05/21/2019		

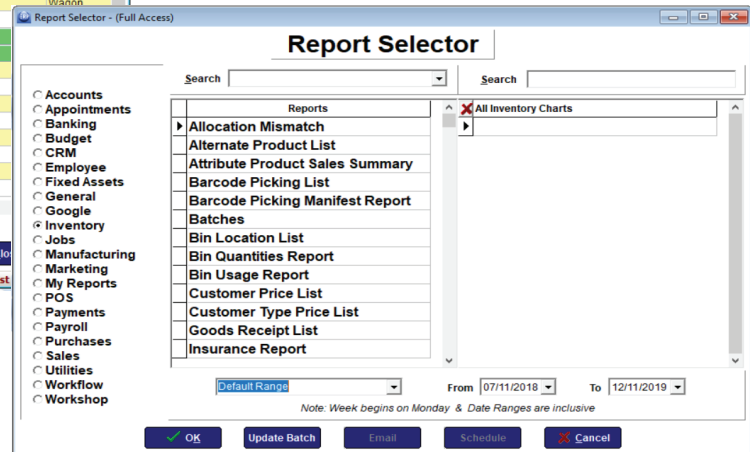
Advanced Printing: [ ]

Total Records: 16 | Custom | Export | New | Select All | Print Picking | Ship List | Flag as Assemb | Print | Close

Current Filter: (PickPrintFlag = F) | Auto List

## Auto Product Coding

Have the TrueERP Software suite automatically create product codes for any new products created. You can simply copy an entire product, change the name, to create a new product.



**Report Selector**

Search: [ ]

Reports:

- Allocation Mismatch
- Alternate Product List
- Attribute Product Sales Summary
- Barcode Picking List
- Barcode Picking Manifest Report
- Batches
- Bin Location List
- Bin Quantities Report
- Bin Usage Report
- Customer Price List
- Customer Type Price List
- Goods Receipt List
- Insurance Report

Default Range: [ ] From: 07/11/2018 To: 12/11/2019

Note: Week begins on Monday & Date Ranges are inclusive

OK | Update Batch | Email | Schedule | Cancel

## Multi Discount Options

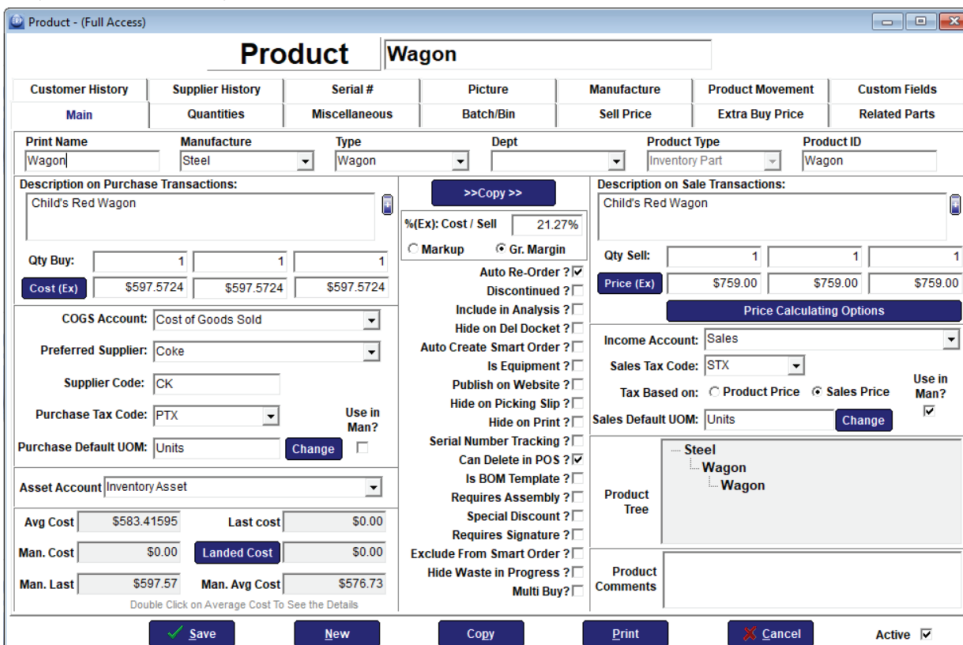
Set a huge range of discount and mark-up options for your product. From individual pricing to product groups; customer types to date range specials. One off, end of run, even where you can set "buy two get one free" options.

## Auto Price Adjustments

Set preferences to automatically adjust your stock prices either up or down depending on external pressures. If the price from a Supplier changes on receipt of a purchase order, TrueERP will automatically adjust the selling price of that product to maintain the gross margin as set.

## Batch Product Creation

Set up a default template for a range of products and have TrueERP create hundreds of products based on this template, with slight name changes for each individual products.



**Product - (Full Access)**

Product: Wagon

Customer History | Supplier History | Serial # | Picture | Manufacture | Product Movement | Custom Fields

Main | Quantities | Miscellaneous | Batch/Bin | Sell Price | Extra Buy Price | Related Parts

Print Name: Wagon | Manufacture: Steel | Type: Wagon | Dept: | Product Type: Inventory Part | Product ID: Wagon

Description on Purchase Transactions: Child's Red Wagon

Qty Buy: 1 | 1 | 1

Cost (Ex): \$597.5724 | \$597.5724 | \$597.5724

COGS Account: Cost of Goods Sold

Preferred Supplier: Coke

Supplier Code: CK

Purchase Tax Code: PTX

Purchase Default UOM: Units

Asset Account: Inventory Asset

Avg Cost: \$583.41595 | Last cost: \$0.00

Man. Cost: \$0.00 | Landed Cost: \$0.00

Man. Last: \$576.57 | Man. Avg Cost: \$576.73

Double Click on Average Cost To See the Details

Save | New | Copy | Print | Cancel | Active [x]

## Product Movement

Every product has a Sales and Purchase Movement record that gives you Qty Sold, Average and movement percentage over a select period month to month.

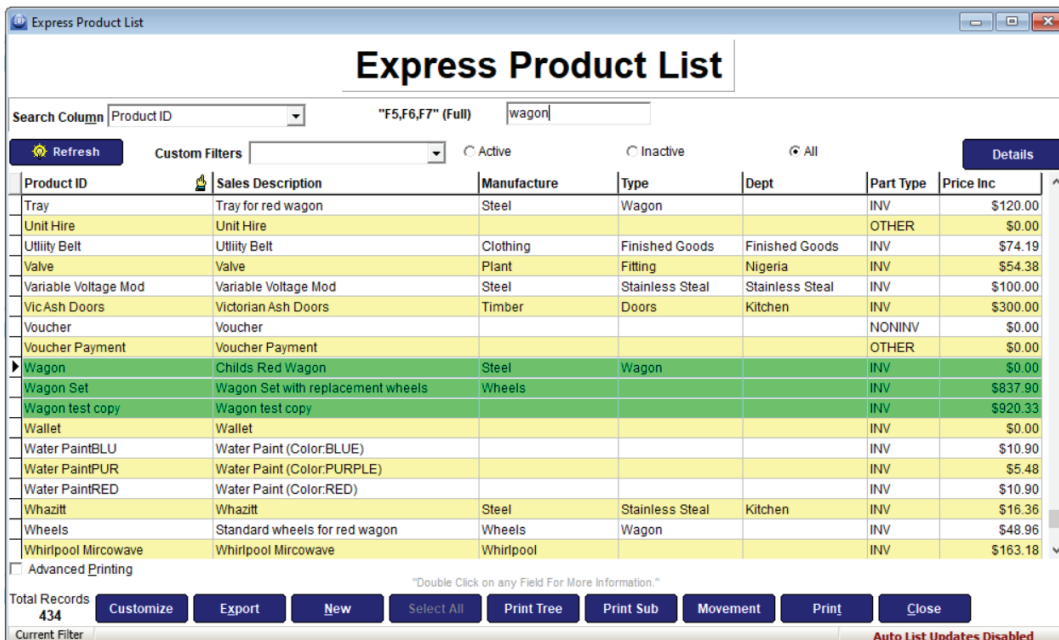
## Mass Import

Load all your products onto a spreadsheet and import them into the TrueERP Software suite on mass, instantly creating your product list. Done in seconds, not days.



## Customer History

Every product has a complete history of every customer that has ever bought this product at any time. You can drill back down on these records to see the original transaction that made up that sale.



**Express Product List**

Search Column: Product ID | "F5,F6,F7" (Full) | wagon

Refresh | Custom Filters | Active | Inactive | All | Details

Product ID	Sales Description	Manufacture	Type	Dept	Part Type	Price Inc
Tray	Tray for red wagon	Steel	Wagon		INV	\$120.00
Unit Hire	Unit Hire				OTHER	\$0.00
Utility Belt	Utility Belt	Clothing	Finished Goods	Finished Goods	INV	\$74.19
Valve	Valve	Plant	Fitting	Nigeria	INV	\$54.38
Variable Voltage Mod	Variable Voltage Mod	Steel	Stainless Steel	Stainless Steel	INV	\$100.00
VicAsh Doors	Victorian Ash Doors	Timber	Doors	Kitchen	INV	\$300.00
Voucher	Voucher				NONINV	\$0.00
Voucher Payment	Voucher Payment				OTHER	\$0.00
Wagon	Childs Red Wagon	Steel	Wagon		INV	\$0.00
Wagon Set	Wagon Set with replacement wheels	Wheels			INV	\$837.90
Wagon test copy	Wagon test copy				INV	\$920.33
Wallet	Wallet				INV	\$0.00
Water PaintBLU	Water Paint (Color:BLUE)				INV	\$10.90
Water PaintPUR	Water Paint (Color:PURPLE)				INV	\$5.48
Water PaintRED	Water Paint (Color:RED)				INV	\$10.90
Whazitt	Whazitt	Steel	Stainless Steel	Kitchen	INV	\$16.36
Wheels	Standard wheels for red wagon	Wheels	Wagon		INV	\$48.96
Whirlpool Microwave	Whirlpool Microwave	Whirlpool			INV	\$163.18

Advanced Printing | Total Records: 434 | Customize | Export | New | Select All | Print Tree | Print Sub | Movement | Print | Close

Current Filter | Auto List Updates Disabled

## Set Loyalty Values

Great when tied-in with the Customer Relationship Management (CRM) and Marketing modules, to allow the tracking of customer loyalty programs set around each product.

## Attributes in Product Matrix

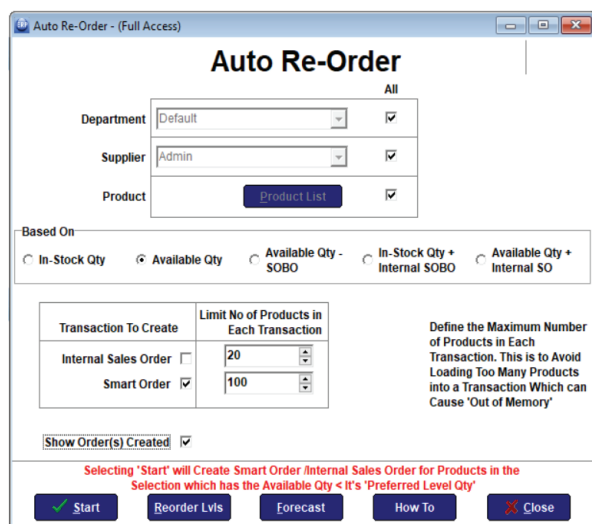
An Attribute is a variable aspect of what would otherwise be identical products. A very simple example of an attribute would be a clothing size. Attributes are what differentiates on tee shirt from another. Usually you would have multiple attributes requiring a matrix to display them. eg. Size, Colour, length. Using a Matrix to display these products gives you an easy visual display of product in stock, being purchased or sold. It also allows you to create multiple products very quickly. eg. If an item that comes in 5 sizes, 3 colours and 2 lengths you can either manually create a product for each of the 30 combinations or create all at once using the Matrix.

## Supplier History

Every product has a complete history of every supplier that you have bought this product from. You can drill back down on these records to see the original transaction that made up that purchase.

## Pay Commission

Set commission values for each product or on a group of products. These can be based on a number of factors from profit margin to the invoice being paid.



**Auto Re-Order**

Department: Default | Supplier: Admin | Product: Product List

Based On: In-Stock Qty | Available Qty | Available Qty - SOBO | In-Stock Qty + Internal SOBO | Available Qty + Internal SO

Transaction To Create: Internal Sales Order | Limit No of Products in Each Transaction: 20

Smart Order: [X] | Show Order(s) Created: [X]

Selecting 'Start' will Create Smart Order Internal Sales Order for Products in the Selection which has the Available Qty < it's 'Preferred Level Qty'

Start | Reorder Lvl | Forecast | How To | Close

## Auto Re-Order

True ERP will check your entire product list, including satellite stores, then report on how many products you need to order for each store per Supplier. Then with the push of a button, TrueERP can produce every purchase order required from each Supplier.

## Customisable Fields

Add your own specific fields to the product card. These can be text fields, date picker fields or drop downs. Drop downs force a certain value to be selected, thus making your database consistent throughout. There is even an option for a field to be required, i.e. you can not save the product until the field has been updated. Again great for consistency.





## Inventory (Cloud)

You are now able to update your product information straight from the cloud. No need to update your local TrueERP Software, simply just log into the cloud, make adjustments to your products, create invoices, purchase orders and more. This will then update the cloud as well as updating your local TrueERP Software

Inventory

+ New Item

Import ▾Export ▾

Refresh

Q

Showing 1 to 10 of 434 entries

Item Code	Item Name	Cost Price	Sale Price	Quantity
Yellow Pen	Yellow Pen	\$3.10	\$3.60	106
Yarn	Yarn	\$0.00	\$0.00	0
XBOX Power Source	XBOX Power Source	\$21.75	\$54.42	18
XBOX One	XBOX One	\$271.87	\$433.96	99
XBOX Controller	XBOX Controller	\$21.75	\$54.42	99
Wooden Crate	Wooden Crate	\$1.08	\$2.29	15
Widget	Widget	\$5.50	\$11.00	325
WI043	WI043	\$0.00	\$0.00	0
Whirlpool Microwave	Whirlpool Microwave	\$87.00	\$163.18	0
Wheels	Wheels	\$30.68	\$48.96	10006

Show 10 ▾ entries

Previous

1

2

3

4

5

...

44

Next

## Inventory Import & Export

Inventory on the cloud allows you to import and export product lists. This is great for making bulk adjustments to products and then importing them. Simply click, export, make your adjustments and then import them back into the cloud. Again, this will update not only the cloud, but also feed the information back to TrueERP Software.

## Recent Transactions

Within a product in the cloud, you are able to view recent transaction history. This is great for a quick view of what invoices this product went out on, who they went to, reference numbers, quantities, dates and prices sold for.

Inventory >

Yellow Pen

Edit Item

Options

Yellow Pen

Purchases

Unit Price

\$2.851

Account

Inventory Asset

Tax Rate

PTX

Description

Yellow Pen

Sales

Unit Price

\$3.31

Account

Sales

Tax Rate

STX

Description

Yellow Pen

Recent Transactions

History & Notes

Add a note



**Main Menu - (Full Access)**

- Accounts
- Appointments
- Banking
- Budget
- CRM
- Delivery
- EDI and Integration
- Employee
- Fixed Assets
- General
- Google
- Hire
- Inventory
- Inventory Adjust
- Manufacturing
- Manufacturing Setup
- Marketing
- Payments
- Payroll
- Purchases
- Sales
- Training
- Utilities
- Workflow

---

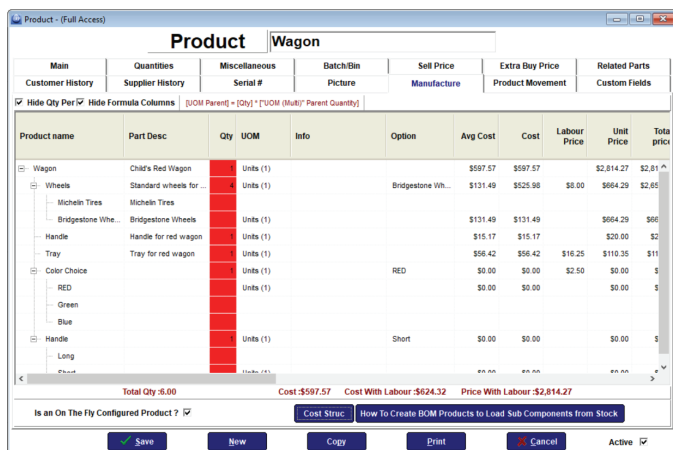
Admin

### Manufacturing

 <b>Barcode Manufacturing</b>	 <b>Capacity Planning</b>	 <b>Production Scheduling</b>	 <b>Simple Work Order</b>	 <b>Work Order TimeSheet</b>	 <b>Build Profitability</b>
 <b>BOM Product Status</b>	 <b>Production Orders</b>	 <b>Capacity Planning (Gantt Chart)</b>	 <b>Employee Job Status</b>	 <b>Work Orders</b>	 <b>Job Time Sheets</b>
 <b>Progress Build</b>	 <b>Production Job Status</b>	 <b>Work Orders - Summary</b>	 <b>Orders From Stock</b>	 <b>Stow Away List</b>	 <b>Manufacturing Reports</b>
 <b>How To Set Up Manufacturing</b>	 <b>Progress Builds</b>	 <b>Manufacturing Sales List</b>	 <b>Roster history</b>		


Reports | 
 Messages | 
 Customize | 
 Reminders | 
 Workflows | 
 Show Me | 
 Super Search "F5,F6,F7" | 
 Exit

Process Steps are the preliminary foundation steps for manufacturing a product. Process Steps are used to identify the actions required in the manufacturing process. From this function, you can create new steps and can assign particular employee or employees for that operation. Processes Steps are the steps listed in the assembly schedule and are allocated a period of time for completion. Each process step will be allocated to Resource.



Manage your resources with ease. Add a resource with its specifics such as, Name, Description, Hourly Labour Rates, Breakdown time etc. Your Resource List allows you to track Active and Inactive resource results as well as capacities.

Superbly accurate job costing, with total job costs continually and instantly updated as product and resource costs change, from purchases to labour costs.



With no limits to how many stages, processes or resources that can be allocated to any or all jobs, you can with confidence, manage the entire manufacturing floor with ease.



## Capacity Planning

Full tracking of all jobs and work orders sold, be they external or internal. Plan ordering resources and labour required for any period chosen.

Within Capacity Planning you can add, amend and view the production schedule by customer, Resource and/or Process.

## Barcode Manufacturing

Control your whole manufacturing floor from this one simple function. Scan your employees in as they start work, then as they start a job, complete a step or finish the job. Giving accurate, to the second information on time taken to complete each and every step of a job.

## Production Job Status

The Production Job Status displays production jobs filtered by Not Completed, Completed or All. from this you can manage most aspects of manufacturing from scheduling to completion.

## Product Costing

Manufacturing in TrueERP is live, in all areas including product cost updating. As the cost and sell of any product, item or service used in the manufacturing process is changed, you have the choice to immediately update all jobs associated with this change. Again ensuring accurate costs are always kept with the job.

## Job Time Sheets

The Job Time Sheets screen displays a list of time sheet entries for manufacturing jobs showing scheduled time vs actual times and enables you to convert the entries into actual time sheets. Standard filters allow for a Summary view, Details View and Extra Details view.

## Build Profitability

With Build Profitability you allow yourself to narrow down into certain periods in time to manage the profitability of your sales and customers etc. This shows you detail on a selected filter you wish to filter on such as the Sale, which Customer, which Product and even the Quantity Shipped or Sold.



## Purchases

Scheduling and manufacturing, link directly to your purchasing module with triggers set to prompt your purchasing manager, when and how much to order for upcoming job requirements, or to simply re-stock your inventory levels. These triggers can be designed around stock levels, re-order points or simply due dates and delivery dates.

A manufactured product is one that is made up of a number of inventory and non inventory items. The manufacturing module allows you to manage the manufacturing process including raw materials, processes, resources and scheduling.

## Production Orders

This function and screen gives you the information on what items are currently on production order. Each column is self explanatory, which product is associated with which sales order and customers, whether manufactured or not.

Sale #	Customer ID	Sale Date	Product ID	UOM	Sold	Shipped	Backorder	Amount	Manufacturing?
1389	4X4 World	11/06/2019	Wagon	Units	3.0	3.0	0.0	\$589.22	<input checked="" type="checkbox"/>
1387	GI Jane	10/16/2019	Wagon	Units	1.0	1.0	0.0	\$196.41	<input checked="" type="checkbox"/>
1385	GI Jane	10/16/2019	Apron	Units	1.0	1.0	0.0	\$13.00	<input type="checkbox"/>
	GI Jane	10/16/2019	Wagon	Units	1.0	1.0	0.0	\$3,151.99	<input checked="" type="checkbox"/>
1384	GI Jane	10/14/2019	Apron	Units	1.0	1.0	0.0	\$13.00	<input type="checkbox"/>
	GI Jane	10/14/2019	Bale Bag	Units	1.0	1.0	0.0	\$0.00	<input type="checkbox"/>
1383	4X4 World	10/11/2019	Wagon	Units	1.0	1.0	0.0	\$3,151.99	<input checked="" type="checkbox"/>
	4X4 World	10/11/2019	Wagon	Units	1.0	1.0	0.0	\$3,151.99	<input checked="" type="checkbox"/>
1379	4X4 World								
1372	GI Jane								
1371	GI Jane^GI Jane								
1370	GI Jane								
1360	ABC								
	ABC								
1333	SHELL NIGERI								
1331	Workshop								

## Sales Tracking

The sales team can at any time, confirm where the job is at, by simply opening the original quote or order and viewing the updated status.

## BOM Roster

This function is integrated with the employees roster.

This allows you to see which employee is indulged and committed to a operation in the Manufacturing process. This helps in analysing what time a particular employee finishing the job assigned to him/her in the BOM.

## Greatest Feature

Easily our greatest feature from our clients, is our ease of use, combined with one of the most powerful, fully integrated and feature rich software packages available today.

The TrueERP Software Suite must be seen to be understood fully as we have only briefly touched on some of the features available with this easy to use all in one software, please feel free to contact us, anytime to arrange a free, full demonstration of the TrueERP Software Suite.

Customer	Sale#	Caption	Resource	Proces Step	Date	From	Duration	To	Rostered
GI Jane	826	Wagon	Assembly	Water testing	04/29/2015	09:00:00 am	02:30:00	11:30:00 am	
GI Jane	826	Wagon	Assembly	Water testing	04/27/2015	09:00:00 am	01:00:00	10:00:00 am	



## Partial Build

When building a job inside the TrueERP Software Suit, you have the option to either build the product or take form stock. You may take part of the build from stock and manufacture the rest. Up to you.

This works really well if you have finished products sitting in stock and you need the rest to be built.

This option is the same for top level builds inside your bill of materials as well as sub assemblies.

EMPLOYEE  
Employee No Employee Name  
0 Mr Admin
 LOG OFF
 BREAK
 HISTORY

### Barcode Manufacturing

To select existing Job enter "S->order number" (eg S-123)

JOBS  
Doc Number Customer Name  
1696 MARINE - WORKSHOP
 COMMENTS

Number	Customer Name	Product Name	Sub	Process	Status	Product Quantity						Started At	Completed At	Duration			Ship Date	Department	Sale Date	Comm		
						Sold	Invoiced	To Be Invoiced	Built Into Stock	To Be Built	Used to Build			To Be Used	Setup	Process					Down	
1696	MARINE - WORKSH	MF3610	MF3610	MARINE - RVT&PCKG ON B&M	Scheduled	10	0	0	0	10	0	0	0	11/12/2019 6:00:00 AM		0.00	144.00	0.00	11/11/2019	11TECLAMARII	11/11/2019	
1696	MARINE - WORKSH	MF3610	MC3542A	MARINE - BLISS 90 TON	Not Sched	10	0	0	12	0	0	0	20		0.00	5.00	0.00	11/11/2019	11TECLAMARII	11/11/2019		
1696	MARINE - WORKSH	MF3610	MC3542A	OUTSIDE VENDOR	Not Sched	10	0	0	12	0	0	0	20		0.00	1.00	0.00	11/11/2019	11TECLAMARII	11/11/2019		
1696	MARINE - WORKSH	MF3610	MC3542B	MARINE - BLISS 90 TON	Not Sched	10	0	0	4	16	0	0	20		0.00	5.00	0.00	11/11/2019	11TECLAMARII	11/11/2019		
1696	MARINE - WORKSH	MF3610	MC3542B	OUTSIDE VENDOR	Not Sched	10	0	0	4	16	0	0	20		0.00	1.00	0.00	11/11/2019	11TECLAMARII	11/11/2019		
1696	MARINE - WORKSH	MF3610	MC3610A	MARINE - SAW - EISLE	Not Sched	10	0	0	0	10	0	0	10		0.00	15.00	0.00	11/11/2019	11TECLAMARII	11/11/2019		
1696	MARINE - WORKSH	MF3610	MC3610A	MARINE - CNC	Not Sched	10	0	0	0	10	0	0	10		0.00	144.00	0.00	11/11/2019	11TECLAMARII	11/11/2019		
1696	MARINE - WORKSH	MF3610	MC3610A	OUTSIDE VENDOR	Not Sched	10	0	0	0	10	0	0	10		0.00	1.00	0.00	11/11/2019	11TECLAMARII	11/11/2019		
1696	MARINE - WORKSH	MF3610	MC3610B	MARINE - SAW - EISLE	Not Sched	10	0	0	7	3	0	0	10		0.00	15.00	0.00	11/11/2019	11TECLAMARII	11/11/2019		
1696	MARINE - WORKSH	MF3610	MC3610B	MARINE - CNC	Not Sched	10	0	0	7	3	0	0	10		0.00	144.00	0.00	11/11/2019	11TECLAMARII	11/11/2019		
1696	MARINE - WORKSH	MF3610	MC3610B	OUTSIDE VENDOR	Not Sched	10	0	0	7	3	0	0	10		0.00	1.00	0.00	11/11/2019	11TECLAMARII	11/11/2019		
1696	MARINE - WORKSH	MF3610	MC3610C	MARINE - SAW - EISLE	Not Sched	10	0	0	5	5	0	0	10		0.00	15.00	0.00	11/11/2019	11TECLAMARII	11/11/2019		
1696	MARINE - WORKSH	MF3610	MC3610C	MARINE - CNC	Not Sched	10	0	0	5	5	0	0	10		0.00	144.00	0.00	11/11/2019	11TECLAMARII	11/11/2019		
1696	MARINE - WORKSH	MF3610	MC3610C	MARINE - SANDING	Not Sched	10	0	0	5	5	0	0	10		0.00	30.00	0.00	11/11/2019	11TECLAMARII	11/11/2019		
1696	MARINE - WORKSH	MF3610	MC3610C	OUTSIDE VENDOR	Not Sched	10	0	0	5	5	0	0	10		0.00	1.00	0.00	11/11/2019	11TECLAMARII	11/11/2019		
1696	MARINE - WORKSH	MF3610	MC3610D	MARINE - SAW - EISLE	Not Sched	10	0	0	0	10	0	0	10		0.00	15.00	0.00	11/11/2019	11TECLAMARII	11/11/2019		
1696	MARINE - WORKSH	MF3610	MC3610D	MARINE - CNC	Not Sched	10	0	0	0	10	0	0	10		0.00	144.00	0.00	11/11/2019	11TECLAMARII	11/11/2019		
1696	MARINE - WORKSH	MF3610	MC3610D	MARINE - SANDING	Not Sched	10	0	0	0	10	0	0	10		0.00	30.00	0.00	11/11/2019	11TECLAMARII	11/11/2019		
1696	MARINE - WORKSH	MF3610	MC3610D	OUTSIDE VENDOR	Not Sched	10	0	0	0	10	0	0	10		0.00	1.00	0.00	11/11/2019	11TECLAMARII	11/11/2019		
1696	MARINE - WORKSH	MF3610	MC3542J	OUTSIDE VENDOR	Not Sched	10	0	0	0	20	0	0	20		0.00	1.00	0.00	11/11/2019	11TECLAMARII	11/11/2019		
1696	MARINE - WORKSH	MF3610	MC3542K	OUTSIDE VENDOR	Not Sched	10	0	0	0	20	0	0	20		0.00	1.00	0.00	11/11/2019	11TECLAMARII	11/11/2019		

WORKSHEET
 PICKING
 ALLOCATION
 SCHEDULE
 UNSCHEDULE
 START
 STOP
 STOP ALL
 Q.A
 COMPLETE
 OPEN TREE
 OPEN SALE
 FINALIZE
 PARTIAL INVOICE
 OPEN DOC
 OPEN DOC

Customize

Print Control Codes

Select All Processes

Clicked On Employee List

Close

Hide Comments

## Changes At Any Level

You can now make adjustments to your BOM as well as it's sub builds in real time. The system will adjust whats been built and whats left to build in seconds from your adjustment. You are able to do this in any sequece inside the BOM.

Sales Order  
1696

PLACE IN TO STOCK

**MF3610**

**PLACE IN TO STOCK**

☐ Print Report When Built

☐ Choose Template

Item	Description	Process	Build Quantity		Stock Quantity		
			To Be Built	Ordered	From Stock	On Order	Used
MF3610	2075782 GAS SPR MARINE - RVT&PC		10	10			
MC3542A	SG-BLACK STRAIG MARINE - BLISS 90		20	20			
XR1139	ALUM BAR 3/16 x 1						1.33
MC3542A-TU	SG-BLACK STRAIG						20
MC3542A-PO	SG-BLACK STRAIG						20
MC3542B	SG-BLACK STRAIG MARINE - BLISS 90		20	20			
XR1139	ALUM BAR 3/16 x 1						.95
MC3542B-TU	SG-BLACK STRAIG						20
MC3542B-PO	SG-BLACK STRAIG						20
MC3610A	3/16 X 12" SG-BL MARINE - SAW - EI		10	10			
XR2684	ALUM ANGLE 3/16						.67
MC3610A-TU	3/16 X 12SG-BLAC						10
MC3610A-PO	3/16 X 12" SG-BL						10
MC3610B	3/16 X 12" SG-BL MARINE - SAW - EI		3	7	10		
XR2684	ALUM ANGLE 3/16						.67
MC3610B-TU	3/16 X 12SG-BLAC						10
MC3610B-PO	3/16 X 12" SG-BL						10
MC3610C	1/4 x 6.20" SG-BL MARINE - SAW - EI		5	5	10		
XR2354	ALUM BAR 1/4 x 2-						.67
MC3610C-TU	1/4 x 6.20SG-BLAC						10
MC3610C-PO	1/4 x 6.20" SG-BL						10
MC3610D	1/4 X 6.20" SG-BL MARINE - SAW - EI		10	10			
XR2354	ALUM BAR 1/4 x 2-						.43
MC3610D-TU	1/4 X 6.20SG-BLAC						10
MC3610D-PO	1/4 X 6.20" SG-BL						10
MC3542J	ANNEALED SS BAL OUTSIDE VENDOR		20	20			
XS1387	BALL STUD .10 LAI					20	
MC3542J-HT	ANNEALED SS BAL						20

PLACE IN TO STOCK

ALLOCATE

Close



# MANUFACTURING & SHIPPING (CLOUD)

TRUE



## Manufacturing

Scan

Enter the barcode

View Docket

### Manufacturing (Cloud)

Your TrueERP Software is now linked to the cloud. Select a job to start production on your shop floor by putting in the orders barcode or simple by viewing the docket and starting the build.

### Progress Build

Once you have selected a quantity to build, simply hit the print button to print the progress build report. This report can be saved as a pdf file or you can send it straight to your printer.

Manufacturing >

## Manufacturing

MSO Sales Order: 1401

Company:

4X4 World

Product	Description	Qty Built	To Be Built
Wagon	Child's Red Wagon	1	1

-

+

Print

Close

### Shipping (Cloud)

Our cloud shipping functionality works very similar to our cloud manufacturing in the essence that you will scan the barcode or enter the docket by selecting from the docket list.

### Shipping Docket

Inside the shipping docket, you can now scan barcodes and serial numbers with your barcode scanner or by manually entering in the number, getting products ready for shipment. You are now also able to change the shipping address by selecting an alternate company address for where the items will be shipped. Once complete you can then print the docket confirming shipment or you can print the invoice. This will get saved as a pdf to your machine or send it straight to your printer for printing.

Shipping >

## Shipping Docket

Invoice: 1399

Company:

4X4 World

Product	Description	Ordered
Baseball CapsbluBlaRed	Baseball Caps (Large:blue, Med:Black, Small:Red)	2
Baseball CapsbluBluRed	Baseball Caps (Large:blue, Med:Blue, Small:Red)	2
Baseball CapsbluRedRed	Baseball Caps (Large:blue, Med:Red, Small:Red)	2

Scan

Enter the barcode

New Serial No

No. Batch	Bin	Serial No
Shipping Address		
4X4 World 12 Mud Drive New York NY 6161 United States		
Comments		
Con. Note		
Ship Via		
Client Arranged		

Save

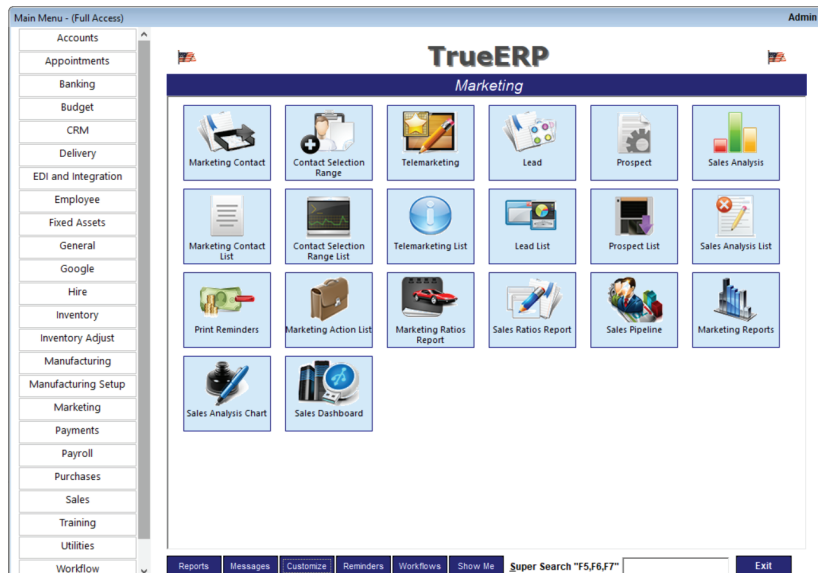
Print

Close





TrueERP's Marketing module is designed around the need to manage the marketing and sales process from cold call to order taking. Track the full history of a Contact from the first contact by a telemarketer through to becoming a qualified Prospect or Customer.



## Sales Pipeline

See what quotes are out there and what the likely hood is that they will convert into an invoice. From this you can predict cash flows and production work loads.

## CRM

As the TrueERP Software suite is a fully integrated suite, your CRM module will feed directly into and from your marketing module. Fantastic for linking mail merge campaigns with your marketing profiles.

## Contact Selection Range

A Contact Selection Range is a filter that is applied to the Marketing Contact List in order to create a filtered or targeted list for the purpose of telemarketing. It can also be selected as a criteria for filtering the Marketing Contact List e.g. If targeting a geographical area, you would create a Contact Selection Range that filters the Marketing Contact List by Postcode.

## Marketing Contact

This is a person or company that has not yet been contacted by you. Marketing Contacts are used to build filtered lists for the purpose of telemarketing or can be accessed as a new Lead. eg. Marketing Contacts may be names and phone numbers collected at a trade show, a purchased marketing list or simply names collected from the Phone Book.

## Marketing Ratios

By using the built-in telemarketing modules TrueERP will generate call conversion ratio's for each member, including how many calls have to be made to create a telemarketing sale. The Marketing Ratio Report enables Department Heads to establish the efficiency of their Marketing procedures. It gives you vital information pertaining to each source of contacts and the success ratio for each step in the sales pipeline.

Marketing Contacts		
Custom Fields	Contacts	Products / Notes
<b>Castle Enterprises</b>		
<b>Contact Info</b> Company: Castle Enterprises Company Type: Distributor Mr./Mrs...: Mr First Name: Geff Last Name: Anon Job Title: Owner Employee Size: 15	<b>Address Info</b> Phone Number: 012 577 6655 Fax Number: Mobile Number: 102 222 2255 Alt Phone: Skype Name: <b>Related Customers</b> X Company	<b>Follow-Up</b> Call Priority: 5 - Standard Default Contact Method: Phone Date Created: 06/17/2014

Prospect List										
Company Name	Contact Name	Phone	Mobile	Email	Employee	Street	City	State	Zip code	Count
Big Burgers	Mick Paty	047 896 5840				Dino Mills	House 3	New York	NY 3549	United
Grant Pty Ltd	Grant Williams	075 555 555				Unit 5	Seattle	WA	6280	United
Sports n Leisure	Arnold Alpha	078 856 5232		arnold.alpha@sportsnleis		2 Big Road	Dallas	TX	4571	United
Nuts & Screws	Maureen Brown	049 985 5672		maureen.brown@nuts&s		3 Big Road	Indianapolis	IN		United
Imports	Jerry Black					12 Deep Deep	Indianapolis	IN		United
Tropical Ice	Gerry Istahan	079 989 2232		GerryIstahan@TropicalIce		12 Deep Deep	Huntington Beach	CA		United
Bob Baldwin	Bob Baldwin	07 555 5 5555	0405 555555	Bob@nowhere.com.au		Unit 12	SURFERS PARADISE	CA	4217	United
Canep	Jami Wilson	714 555 5555		m.alrfa@canep.ca						United

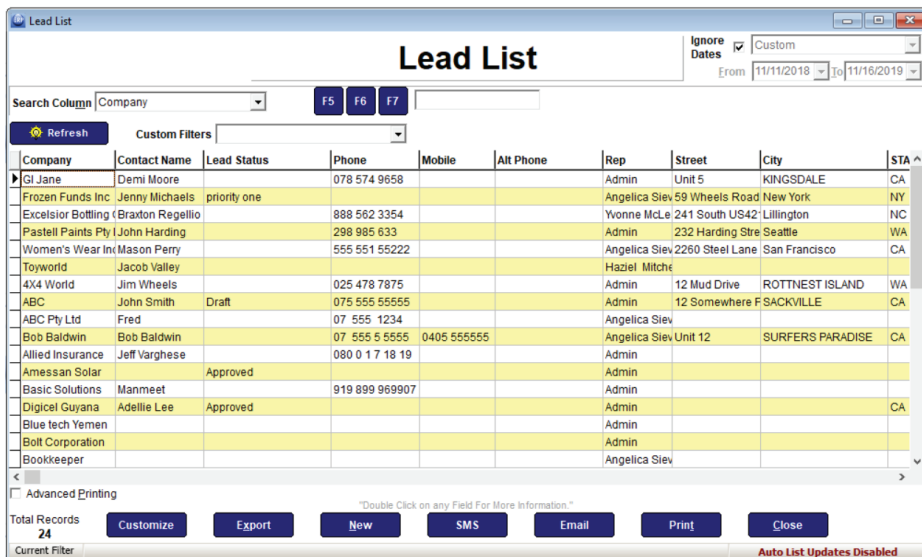
## Prospects

Again complete details as required to keep an accurate and extensive Prospect database. A database or collection of information which is fully integrated with a complete business management and accounting system. Prospects are either a marketing contact that has shown interest in your product, but not yet become a customer, or a list of contacts that you wish your sales people to follow-up on.



## Lead

A Marketing Contact becomes a Lead when accessed from the Lead screen and an action has been recorded. An action may be to schedule a follow-up, email a brochure or any other action resulting from contacting the Lead. The recorded actions/follow-ups are fed into the Sales Pipeline report to allow you to analyse the activity necessary to convert a Marketing Contact to a Customer. The moment you record that you have contacted, attempted to contact or scheduled a date to contact a Marketing Contact, they become a Lead. Leads are a fantastic way of monitoring and tracking your sales representative. Leads will tell you how many calls they have made, how many they are late in making, how many follow-ups they have and again are they doing their follow-ups on time and efficiently



Company	Contact Name	Lead Status	Phone	Mobile	Alt Phone	Rep	Street	City	State
GI Jane	Demi Moore		078 574 9658			Admin	Unit 5	KINGSDALE	CA
Frozen Funds Inc	Jenny Michaels	priority one				Angelica Slev	59 Wheels Road	New York	NY
Excelsior Bottling	Braxton Regellio		888 562 3354			Yvonne McLe	241 South US42	Lillington	NC
Pastell Paints Pty	John Harding		298 985 633			Admin	232 Harding Stre	Seattle	WA
Women's Wear Int	Mason Perry		555 551 55222			Angelica Slev	2260 Steel Lane	San Francisco	CA
Toyworld	Jacob Valley					Hazel Mitch			
4X4 World	Jim Wheels		025 478 7875			Admin	12 Mud Drive	ROTTNEST ISLAND	WA
ABC	John Smith	Draft	075 555 55555			Admin	12 Somewhere F	SACKVILLE	CA
ABC Pty Ltd	Fred		07 555 1234			Angelica Slev			
Bob Baldwin	Bob Baldwin		07 555 5 5555	0405 555555		Angelica Slev	Unit 12	SURFERS PARADISE	CA
Allied Insurance	Jeff Varghese		080 0 17 18 19			Admin			
Amessan Solar		Approved				Admin			
Basic Solutions	Manmeet		919 899 969907			Admin			
Digicel Guyana	Adellie Lee	Approved				Admin			CA
Blue tech Yemen						Admin			
Bolt Corporation						Admin			
Bookkeeper						Angelica Slev			

## Lead/Quote Status Type

Lead/Quote Status Types are status types that you can create to measure the relative status of Leads and Quotes in the Sales Pipeline Report

## Leads Conversions

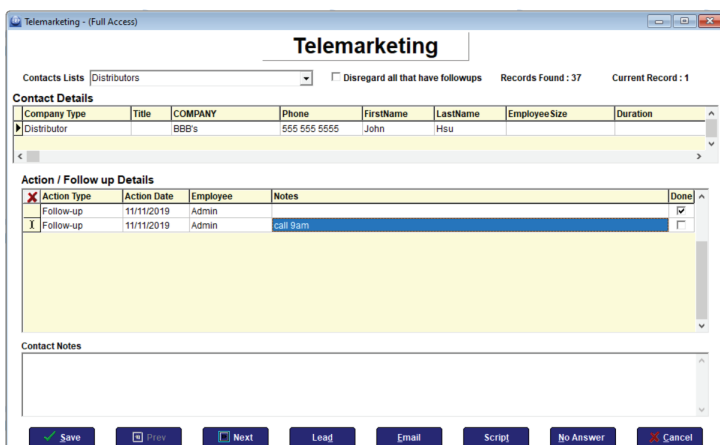
Every lead will record what it took to turn a marketing contact or prospect into a customer. How many calls, appointments, emails and quotes were sent or made, before they bought a product.

## Telemarketing

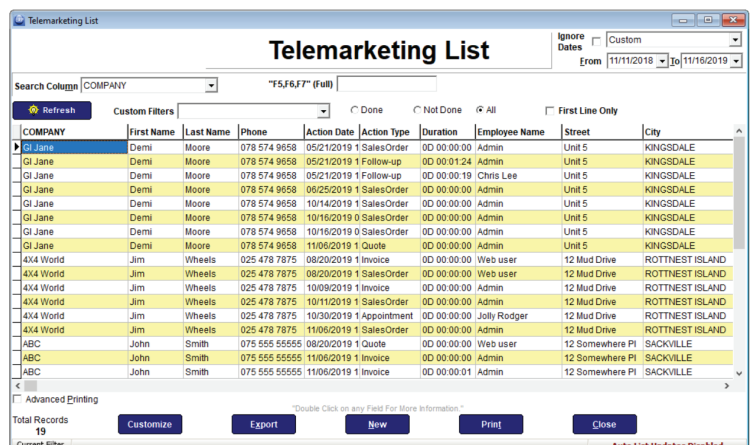
Run a complete and comprehensive team of telemarketers by using the telemarketing area within the TrueERP Software suite. This will automatically feed into the leads, prospects and sales areas within TrueERP.

## Telemarketing List

The Telemarketing List is a list of all actions recorded by a telemarketer including the time taken for the call. Actions are recorded as a result of a phone contact or transaction and can range from "No Answer" to "Invoice". The Marketing Action list can be filtered by action or by employee and used to check productivity



Company Type	Title	COMPANY	Phone	FirstName	LastName	Employee Size	Duration
Distributor	BBB's		555 555 5555	John	Hsu		



COMPANY	First Name	Last Name	Phone	Action Date	Action Type	Duration	Employee Name	Street	City
GI Jane	Demi	Moore	078 574 9658	05/21/2019	SalesOrder	00 00 00 00	Admin	Unit 5	KINGSDALE
GI Jane	Demi	Moore	078 574 9658	05/21/2019	Follow-up	00 00 01 24	Admin	Unit 5	KINGSDALE
GI Jane	Demi	Moore	078 574 9658	05/21/2019	Follow-up	00 00 00 19	Chris Lee	Unit 5	KINGSDALE
GI Jane	Demi	Moore	078 574 9658	06/25/2019	SalesOrder	00 00 00 00	Admin	Unit 5	KINGSDALE
GI Jane	Demi	Moore	078 574 9658	10/14/2019	SalesOrder	00 00 00 00	Admin	Unit 5	KINGSDALE
GI Jane	Demi	Moore	078 574 9658	10/15/2019	SalesOrder	00 00 00 00	Admin	Unit 5	KINGSDALE
GI Jane	Demi	Moore	078 574 9658	10/15/2019	SalesOrder	00 00 00 00	Admin	Unit 5	KINGSDALE
GI Jane	Demi	Moore	078 574 9658	11/06/2019	Invoice	00 00 00 00	Admin	Unit 5	KINGSDALE
4X4 World	Jim	Wheels	025 478 7875	08/20/2019	Invoice	00 00 00 00	Web user	12 Mud Drive	ROTTNEST ISLAND
4X4 World	Jim	Wheels	025 478 7875	08/20/2019	SalesOrder	00 00 00 00	Web user	12 Mud Drive	ROTTNEST ISLAND
4X4 World	Jim	Wheels	025 478 7875	10/09/2019	Invoice	00 00 00 00	Admin	12 Mud Drive	ROTTNEST ISLAND
4X4 World	Jim	Wheels	025 478 7875	10/11/2019	SalesOrder	00 00 00 00	Admin	12 Mud Drive	ROTTNEST ISLAND
4X4 World	Jim	Wheels	025 478 7875	10/30/2019	Appointment	00 00 00 00	Jolly Rodger	12 Mud Drive	ROTTNEST ISLAND
4X4 World	Jim	Wheels	025 478 7875	11/06/2019	SalesOrder	00 00 00 00	Admin	12 Mud Drive	ROTTNEST ISLAND
ABC	John	Smith	075 555 55555	08/20/2019	Quote	00 00 00 00	Web user	12 Somewhere PI	SACKVILLE
ABC	John	Smith	075 555 55555	11/06/2019	Invoice	00 00 00 00	Admin	12 Somewhere PI	SACKVILLE
ABC	John	Smith	075 555 55555	11/06/2019	Invoice	00 00 00 01	Admin	12 Somewhere PI	SACKVILLE

## Sales Ratios

Gain an in-depth insight into what ratios your sales people are achieving ie. for every marketing contact, prospect or appointment given to a particular sales representative, they need twelve to make a sale, so have a ratio of 1:12. Great for creating healthy competition within the sales team. The Sales Ratio Report enables Department Heads to establish the efficiency of their Sales and Marketing procedures. It gives you vital information pertaining to each Employee/Rep in respect to: Follow-ups being done on time, therefore increasing the chance of a sale. Are there enough Leads being worked on during any given period. Are we converting enough Leads to Customers.



Within the Payments tab you are able to post payments for both the customer and supplier, draw a Cheque, and perform all the necessary reconciliation's of both Supplier and Customer Accounts.

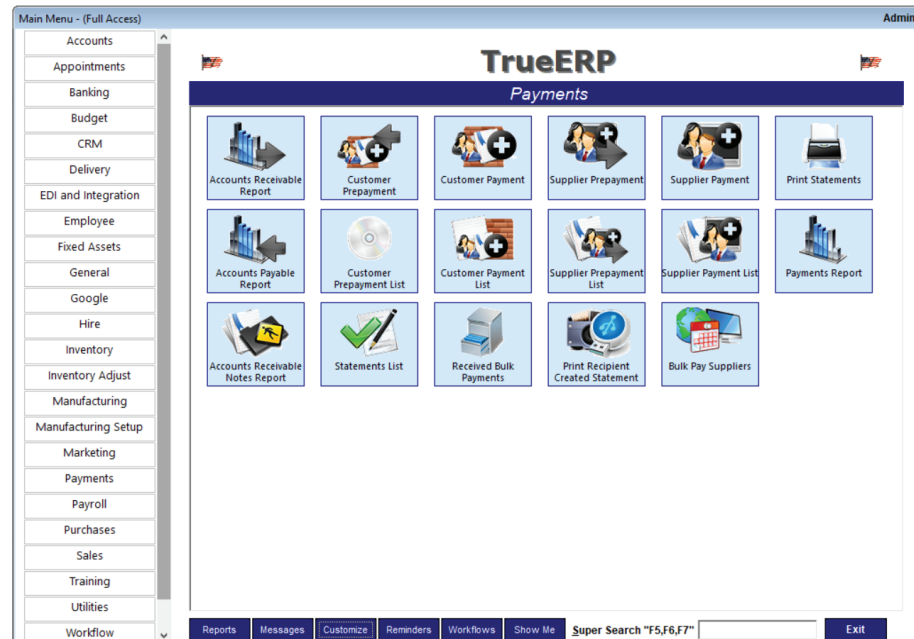
## Full Payment Tracking

Make and receive payments from any source, in any form and track all movements associated with these payments.

## Supplier Payment

You are able to post payments to your Suppliers account. Once a Purchase Order has been created and goods or services are received, the Supplier invoice will appear within Supplier Payments by your Purchase order and the Supplier Invoice. When payments made either by direct Payments or as Prepayments they must be

applied to the Suppliers account within ERP to update Suppliers Account payable balance. The Accounts Payable Report is automatically updated when payments are made to a Suppliers Account.



### Supplier Payment

**Supplier:** ATO

**Payment Date:** 11/11/2019

**Payment Method:** Direct Deposit

**Chq / Ref No.:** 112285

**Foreign Currency:** USD

**Payment Amount:** \$1,517.71

**Choose Template:** ☐ **Receipt #:** 655

**Opening Balance:** -\$16,347.46

**Department:** Los Angeles

**Contractor Payment:** ☐ **Bank Account:** Bank

Trans Date	Type	Trans No	Ref No	Apply	Payment Amount	Outstanding Amount	Discount	Credit	Credit Percent	Early Payment	Invoice Date	Invoice Number	Or An
04/07/2015	Purchase Order	425		<input type="checkbox"/>	\$0.00	\$217.50	\$0.00	\$0.00	0.00%	<input type="checkbox"/>	04/06/2015	65465	
04/10/2015	Purchase Order	483		<input type="checkbox"/>	\$0.00	\$10.00	\$0.00	\$0.00	0.00%	<input type="checkbox"/>	04/10/2015	5465	
04/13/2015	Purchase Order	484		<input type="checkbox"/>	\$0.00	\$4,000.00	\$0.00	\$0.00	0.00%	<input type="checkbox"/>	04/13/2015	649689	\$
09/07/2016	Purchase Order	581		<input type="checkbox"/>	\$0.00	\$550.00	\$0.00	\$0.00	0.00%	<input type="checkbox"/>	09/07/2016	549651635	
09/20/2016	Bill	587		<input checked="" type="checkbox"/>	\$1,406.25	\$0.00	\$0.00	\$0.00	0.00%	<input type="checkbox"/>			\$
03/23/2018	Purchase Order	614		<input checked="" type="checkbox"/>	\$111.46	\$0.00	\$0.00	\$0.00	0.00%	<input type="checkbox"/>	03/26/2018	987654	
03/26/2018	Bill	632		<input type="checkbox"/>									
03/26/2018	Bill	633		<input type="checkbox"/>									

**Notes:**

Add to E.F.T. ☐

**Buttons:** Save, New, Select All

## Accounts Payable Report

Once a Purchase Order has been generated, and the goods or services have been received, the Invoice Number and date entered, and the Purchase Order is saved, the account then becomes payable as per the terms of the Supplier. The Accounts Payable Report can also be viewed by 'Age By Transaction Date'.

### Accounts Payable Report

**Department:** Los Angeles

**Search Column:** Name

**Search Text:**

**Ignore Dates:** ☒ **Custom:** ☐

**From:** 11/11/2018 **To:** 11/16/2019

Name	Type	PO Number	Due Date	Amount Due	Within Terms	1 - 30 Overdue	30 - 60 Overdue	60 - 90 Overdue
Angela Sievers	Supplier Prepayment	34	03/26/2018	-\$150.00	-\$150.00	\$0.00	\$0.00	\$0.00
ATO	Bill	17	06/26/2014	-\$100.00	\$0.00	\$0.00	\$0.00	\$0.00
ATO	Bill	19	06/26/2014	-\$150.00	-\$150.00	\$0.00	\$0.00	\$0.00
ATO	PO	412	03/12/2015	\$17.50	\$0.00	\$0.00	\$0.00	\$0.00
ATO	PO	419	03/30/2015	\$511.00	\$0.00	\$0.00	\$0.00	\$0.00
ATO	PO	425	04/06/2015	\$217.50	\$0.00	\$0.00	\$0.00	\$0.00
ATO	PO	483	04/10/2015	\$10.00	\$0.00	\$0.00	\$0.00	\$0.00
ATO	PO	484	04/13/2015	\$4,000.00	\$0.00	\$0.00	\$0.00	\$0.00
ATO	PO	581	09/07/2016	\$550.00	\$0.00	\$0.00	\$0.00	\$0.00
ATO	Bill	587	09/20/2016	\$1,406.25	\$0.00	\$0.00	\$0.00	\$0.00
ATO	PO	614	03/26/2018	\$111.46	\$0.00	\$0.00	\$0.00	\$0.00
ATO	Supplier Prepayment	35	03/26/2018	-\$900.00	-\$900.00	\$0.00	\$0.00	\$0.00
ATO	Supplier Prepayment	39	03/26/2018	-\$500.00	-\$500.00	\$0.00	\$0.00	\$0.00
ATO	Bill	632	03/26/2018	\$1,406.25	\$0.00	\$0.00	\$0.00	\$0.00
				\$167,987.90	-\$16,700.00	\$80,817.52	\$0.00	\$0.00

**Calendar Aging:** ☐ **Double Click on any Field for More Information.**

**Total Records:** 59

**Current Filter:** ((Details <> 1))

**Buttons:** Customize, Export, New, Bulk Pay, Pay Approved, Print, Close

**Review Total:** \$0.00 **Approved Total:** \$135.00

**Auto List Updates Disabled**



## Accounts Receivable report

This allows you to view the Accounts Receivable Report as at the time of your last Update Batch (see Report Selector). The Accounts Receivable Report displays unpaid Sales Invoices. You have the ability to display the Accounts Receivable Report by All Departments (Cost Centres), or by one Department at a time. The Report can also be displayed by Date Range selection if required.

## Auto Send

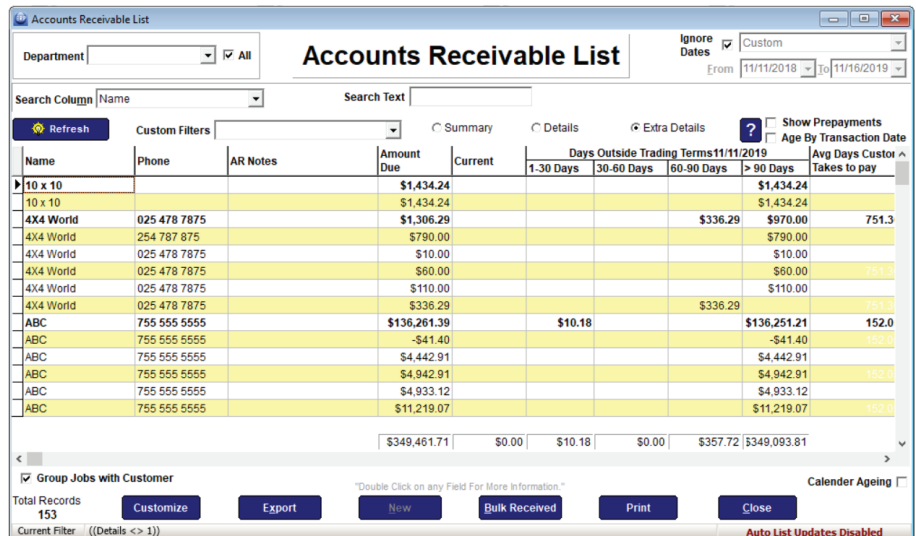
With the click of a button, TrueERP will automatically email, fax or print invoices, statements, bills and purchase orders based on the preferred correspondence method selected by the customer or supplier.

## Foreign Currency

Make or receive payments in any form, in any currency for any value. Variations in payments can be posted to an account so you can track unders and overs with your foreign currency exchange rates.

## Statement Listing

The Statements List button allows you to enquire on Customer Statement Details. You can display Customer Statement information at Summary or Detail level. The Statement List also displays the status of each Customer transaction, e.g. if full payment or partial payment has been made against an invoice. Re-design the look of your statement anytime you wish, using our built-in template designer.



**Accounts Receivable List**

Department:  ☒ All

Ignore Dates: ☒ Custom From: 11/11/2018 To: 11/16/2019

Search Column: Name Search Text:

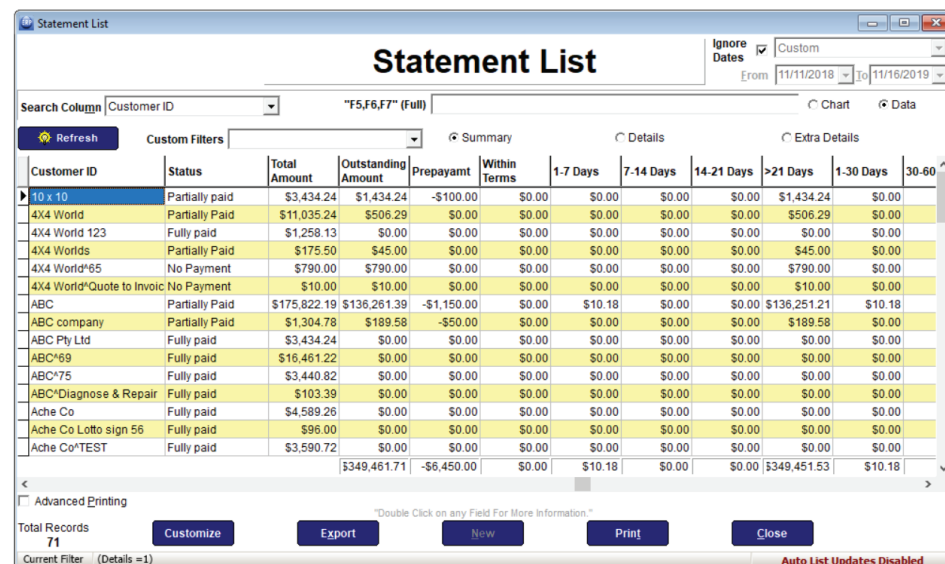
Refresh Custom Filters Summary Details Extra Details Show Prepayments Age By Transaction Date Takes to pay

Name	Phone	AR Notes	Amount Due	Current	Days Outside Trading Terms 11/11/2019	1-30 Days	30-60 Days	60-90 Days	> 90 Days	Avg Days Customer
10 x 10			\$1,434.24						\$1,434.24	
10 x 10			\$1,434.24						\$1,434.24	
4X4 World	025 478 7875		\$1,306.29					\$336.29	\$970.00	751.3
4X4 World	254 787 875		\$790.00						\$790.00	
4X4 World	025 478 7875		\$10.00						\$10.00	
4X4 World	025 478 7875		\$60.00						\$60.00	
4X4 World	025 478 7875		\$110.00						\$110.00	
4X4 World	025 478 7875		\$336.29					\$336.29		
ABC	755 555 5555		\$136,261.39		\$10.18				\$136,251.21	152.0
ABC	755 555 5555		-\$41.40						-\$41.40	
ABC	755 555 5555		\$4,442.91						\$4,442.91	
ABC	755 555 5555		\$4,942.91						\$4,942.91	
ABC	755 555 5555		\$4,933.12						\$4,933.12	
ABC	755 555 5555		\$11,219.07						\$11,219.07	
			\$349,461.71	\$0.00	\$10.18	\$0.00	\$0.00	\$357.72	\$349,093.81	

Group Jobs with Customer Total Records: 153 Current Filter: ((Details <> 1))

Buttons: Customize, Export, New, Bulk Received, Print, Close

Calendar Ageing: ☐ Auto List Updates Disabled



**Statement List**

Ignore Dates: ☒ Custom From: 11/11/2018 To: 11/16/2019

Search Column: Customer ID Search Text: "F5,F6,F7" (Full)

Refresh Custom Filters Summary Details Extra Details

Customer ID	Status	Total Amount	Outstanding Amount	Prepayment	Within Terms	1-7 Days	7-14 Days	14-21 Days	>21 Days	1-30 Days	30-60
10 x 10	Partially paid	\$3,434.24	\$1,434.24	-\$100.00	\$0.00	\$0.00	\$0.00	\$0.00	\$0.00	\$1,434.24	\$0.00
4X4 World	Partially Paid	\$11,035.24	\$506.29	\$0.00	\$0.00	\$0.00	\$0.00	\$0.00	\$0.00	\$506.29	\$0.00
4X4 World 123	Fully paid	\$1,258.13	\$0.00	\$0.00	\$0.00	\$0.00	\$0.00	\$0.00	\$0.00	\$0.00	\$0.00
4X4 Worlds	Partially Paid	\$175.50	\$45.00	\$0.00	\$0.00	\$0.00	\$0.00	\$0.00	\$0.00	\$45.00	\$0.00
4X4 World*65	No Payment	\$790.00	\$790.00	\$0.00	\$0.00	\$0.00	\$0.00	\$0.00	\$0.00	\$790.00	\$0.00
4X4 World*Quote to Invoice	No Payment	\$10.00	\$10.00	\$0.00	\$0.00	\$0.00	\$0.00	\$0.00	\$0.00	\$10.00	\$0.00
ABC	Partially Paid	\$175,822.19	\$136,261.39	-\$1,150.00	\$0.00	\$10.18	\$0.00	\$0.00	\$0.00	\$136,251.21	\$10.18
ABC company	Partially Paid	\$1,304.78	\$189.58	-\$50.00	\$0.00	\$0.00	\$0.00	\$0.00	\$0.00	\$189.58	\$0.00
ABC Pty Ltd	Fully paid	\$3,434.24	\$0.00	\$0.00	\$0.00	\$0.00	\$0.00	\$0.00	\$0.00	\$0.00	\$0.00
ABC*69	Fully paid	\$16,461.22	\$0.00	\$0.00	\$0.00	\$0.00	\$0.00	\$0.00	\$0.00	\$0.00	\$0.00
ABC*75	Fully paid	\$3,440.82	\$0.00	\$0.00	\$0.00	\$0.00	\$0.00	\$0.00	\$0.00	\$0.00	\$0.00
ABC*Diagnose & Repair	Fully paid	\$103.39	\$0.00	\$0.00	\$0.00	\$0.00	\$0.00	\$0.00	\$0.00	\$0.00	\$0.00
Ache Co	Fully paid	\$4,589.26	\$0.00	\$0.00	\$0.00	\$0.00	\$0.00	\$0.00	\$0.00	\$0.00	\$0.00
Ache Co Lotto sign 56	Fully paid	\$96.00	\$0.00	\$0.00	\$0.00	\$0.00	\$0.00	\$0.00	\$0.00	\$0.00	\$0.00
Ache Co*TEST	Fully paid	\$3,590.72	\$0.00	\$0.00	\$0.00	\$0.00	\$0.00	\$0.00	\$0.00	\$0.00	\$0.00
		\$349,461.71	-\$6,450.00	\$0.00	\$0.00	\$10.18	\$0.00	\$0.00	\$0.00	\$349,451.53	\$10.18

Advanced Printing Total Records: 71 Current Filter: (Details = 1)

Buttons: Customize, Export, New, Print, Close

Auto List Updates Disabled

## Unpaid Bills

This is a list of all bills entered into TrueERP but which have not yet been paid. The list can be filtered on level of detail (Summary, Details, Extra Details), Date Range and either Bills and Credits only or All (includes Purchase Orders)

## Received Bulk Payment

This allows the user to Post Payments received from multiple customers or jobs within the one processing screen by selection. Transactions to be paid can be selected by date range or by ignoring the date range therefore loading all transactions due for payment. You can choose to select individual transactions or use the 'Select All' button to select all transactions within the screen if one payment is to be applied to the selection. You can print out Customer Receipts, and select the Bulk Payments by Department. Customer payments posted can be viewed and maintained with the Customer Payment List.



## Pre-Payments

This button is used to account for payments received from customers, prior to the completed transaction. This will create a current liability as it is revenue earned from a transaction that is yet to be completed. Hence the money received has not yet been earned. It is important to differentiate between revenue that has been received, and those that have been received but have not yet been earned i.e. no invoiced transaction, to ensure the flow-through to the accounts is appropriately. After entry, Customer Prepayments appear in the customer payment list and can be offset against invoices as they are generated.

**Customer Prepayment - (Full Access)**

### Customer Prepayment

Receipt # 47

Customer: 4x4 World Payment Date: 11/11/2019 Exchange Rate: 1.0000

Currency Code: USD Payment Method: Direct Deposit Department: Los Angeles

Payment Amount: \$5,000.00 Rep: Admin Reference No: 22522 Bank Account: Undeposited Funds

Notes: (Enter Notes Here)

Applied Credit: \$0.00 Entered By: Admin Entered At: 11/11/2019 Available Credit: \$5,000.00

Save New Print Receipt Cancel

## Bulk Pay Supplier

The 'Bulk Pay Suppliers' button allows the user to post payments to multiple suppliers. Transactions to be paid can be selected by date range or by ignoring the date range therefore loading all transactions due for payment. You can filter by columns, e.g. Supplier, Transaction Type, Due Date etc. You can select a payment list relating to specific Departments, or by all Departments if required. Bulk Pay Suppliers allows you to process payments for specified payment methods, e.g. Chq, EFT. Therefore only Suppliers with a preset default payment method to match will be loaded into the list. You have the ability to automatically load payments into your EFT run via the Bulk Payment screen. Upon confirmation of a payment, you can print cheques, remittances and audit trail documents for the run. Supplier payments posted can then be viewed and maintained via the Supplier Payments List.

**Bulk Pay Suppliers - (Full Access)**

### Bulk Pay Suppliers

Ignore Date Ranges To: 11/16/2019

Department: All Selected Total Amount to Pay: \$0.00 Basis of Suggestion: Manual Payment Method: Cheque Payment Date: 11/11/2019

Selected Balance: \$87,620.56 Running Balance: -\$87,620.56 Override Pay From Bank Account: Add to E.F.T.

Add To Filter Execute Filter Clear Filter Search Column: SupplierName Search:

Supplier Name	Type	Invoice Number	Order Date	Due Date	Amount Due	Current	30 Days	60 Days	90 Days	120 Days	Amount To Pay	Pay	Balance Left
FX Foreign X	PO	001	01/29/2015	01/29/2015	\$238.00								
FX Foreign X	PO	002	01/29/2015	01/29/2015	\$108.75								
HiFeesRus	Supplier P		01/20/2015		\$50.00								
HiFeesRus	Supplier P		01/28/2015		\$2.18								
John Smith	Supplier P		01/28/2015		\$4.35								
Larson Eng In	Supplier P		01/15/2015	01/15/2015	-\$2,000.00	-\$2,000.00							
NYC CO	Bill	987654	03/23/2018	03/23/2018	\$560.00								
NYC CO	PO	555	05/20/2015	05/20/2015	\$109.99								
Orica Australia	PO	77788	04/17/2015	04/17/2015	\$300.00								
Orica Australia	Supplier P		01/15/2015	01/15/2015	-\$2,000.00	-\$2,000.00							
Pastell Paints	Supplier P		01/28/2015		\$100.00								
SSS Antenna	Supplier P		01/28/2015		\$220.00								
SSS Antenna	PO	3456789	03/14/2018	03/14/2018	\$50,000.00								
SSS Antenna	Supplier P		01/15/2015	01/15/2015	-\$500.00								

Export Select All

## EFT or Electronic Banking

Pay suppliers directly using Electronic Funds Transfer. Transfer the funds directly into the bank account of any supplier with the click of a button from your PC.

**Electronic Funds Transfer - (Full Access)**

### Electronic Funds Transfer

Account: Bank Bank Name: JPMorgan Chase Processing Date: 11/11/2019

Name of User: Admin Number of User: Transaction Description: Supplier

Apply?	Account Name	BSB	Account No	Transaction Code	Lodgement References	Amount	From BSB	From Account No
<input checked="" type="checkbox"/>	Chase	3222716	123456789	Credit Items	Supp Pay 503 TrueE	\$2,100.00	3222716	545254845
<input checked="" type="checkbox"/>	Chase	3224564	321654654	Credit Items	Supp Pay 504 TrueE	\$652.50	3222716	545254845
<input checked="" type="checkbox"/>	Chase	2134546	234165465	Credit Items	Supp Pay 507 TrueE	\$543.75	3222716	545254845
<input type="checkbox"/>	Chase	1234565	849875165	Credit Items	Supp Pay 506 TrueE	\$145,166.13		
<input type="checkbox"/>	Coles Trading Account	3333333	545544111	Credit Items	Supp Pay 507 TrueE	\$400.00		
<input type="checkbox"/>	Chase	3227162	846875462	Credit Items	Supp Pay 508 TrueE	\$261.00		
<input type="checkbox"/>	Chase	5369854	585296420	Credit Items	Supp Pay 513 TrueE	\$56.08		
<input checked="" type="checkbox"/>	Coles Trading Account	3333333	545544111	Credit Items	Supp Pay 530 TrueE	\$87.50	3222716	54525484544
<input type="checkbox"/>	Chase	2134546	234165465	Credit Items	Supp Pay 580 A.R.E	\$563.75		
<input checked="" type="checkbox"/>	Chase	2134546	234165465	Credit Items	Supp Pay 585 Vivo	\$26.10	3222716	54525484544
<input type="checkbox"/>	Chase	2134546	234165465	Credit Items	Supp Pay 586 M.O.T	\$22.73		
<input type="checkbox"/>	Chase	2134546	234165465	Credit Items	Supp Pay 587 M.O.T	\$9.89		
<input type="checkbox"/>	Chase	5369854	585296420	Credit Items	Supp Pay 604 KEYVA	\$9,900.00		
<input type="checkbox"/>	IkhljHj	6454654	654654654	Credit Items	IkhljHj	\$3,950.00		

\$3,409.85

Export Cancel Options Select All



True ERP has an extensive payroll and HRM system that integrates with every other module. This means employee information stored and updated via the employee interface or from activities linked to timesheets, rosters, sales etc. This brings together all data required to keep an accurate payroll system. The payroll system is comprehensive and flexible. You can pay into multiple employee accounts, take out additional tax, employee nominated deductions and salary sacrifice into superannuation etc. When your pays are run your chart of accounts, general ledger is immediately updated including bank accounts expenses and liabilities. All payments, bonuses, leave liabilities, allowances and deductions are immediately posted and recorded.

## EFT or Electronic Banking

Transfer payroll directly from your bank account into the employees bank account with a simple click of a button.

## Roster

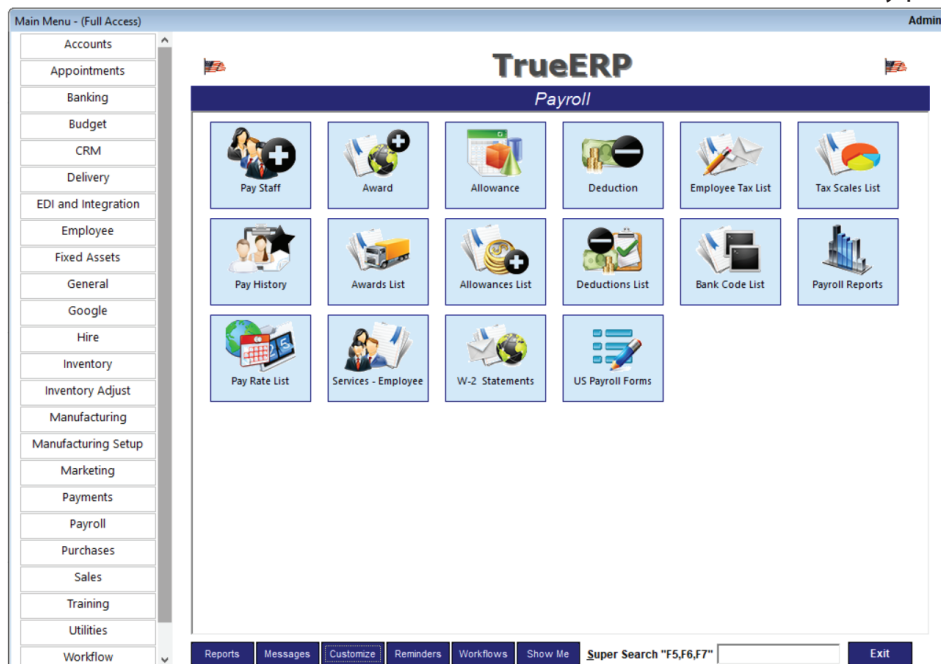
These can be created to display the who, where and when for each and every staff member, including the ability to look at them in multiple ways from each individual location to each staff member. Assign all forms of leave on the roster from annual to sick.

## Clock On/Off

The Clock On, Clock Off feature, sometimes known as a Bundy Clock, allows you to track the "Actual times" of each employee and load actual times into payroll if available. Also has full reporting on who has turned up late or who has finished early.

## Time Sheet

Set your times by shift or hours, periods or rates. Allocate accurate labour times to jobs and areas. Great for job profitability etc.



Entry Date	Type	Entered by	Job	Timesheet Date	Hours	Active	Total	Employee Name	Labor
11/06/2019	Payroll	Admin	ABCs	11/06/2019	5.0	<input checked="" type="checkbox"/>	125.0	Angelica Sievers	
11/06/2019	Payroll	Admin	4X4 World	11/06/2019	5.0	<input checked="" type="checkbox"/>	100.0	Curtis Gillhouse	
11/06/2019	Payroll	Admin	ABC	11/06/2019	7.0	<input checked="" type="checkbox"/>	175.0	Admin	
11/06/2019	Payroll	Admin	ABC	11/06/2019	7.0	<input checked="" type="checkbox"/>	140.0	James John	

Advanced Printing  
Total Records: 6  
Current Filter:   
Customize Export New Print Close  
Auto List Updates Disabled

## Payslip Design

The TrueERP Software suite has one of the most user friendly, yet arguably the most powerful template, printout designer modules built in to the suite. Great for designing any printout, of any form in any manner you choose, so you can have a payslip or any number of payslip printouts, look anyway you choose including logos, images and bar codes.

## Termination Wizard

Run the wizard for a step by step procedure on terminating employees ensuring that every allowance, pay and accrual is correctly accounted for.

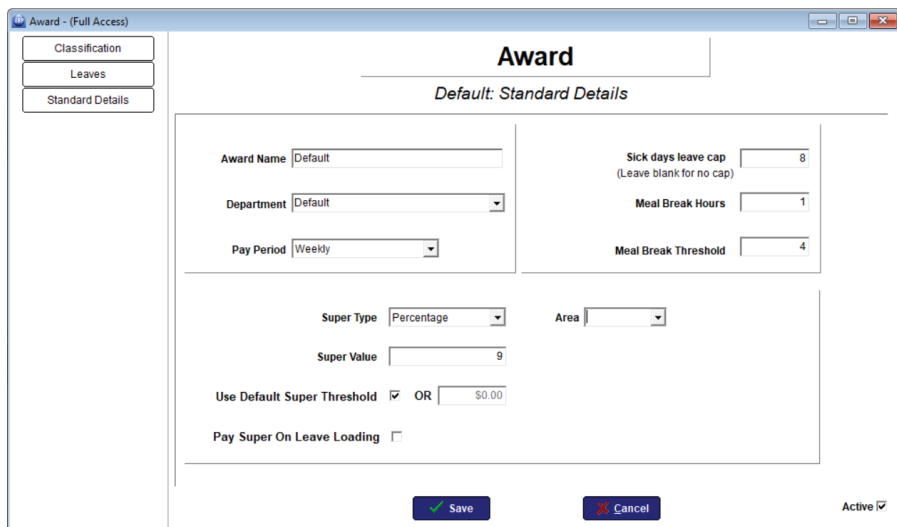
## Automatic Termination Calculation

True ERP will automatically calculate any termination payments and generate group certificates with the push of a button.



## Awards

You can create awards or groups that employees can be assigned to so that when updating an award all employees under that award are immediately updated. To add a new employee's details is as simple as assigning them to the award.



## Deductions

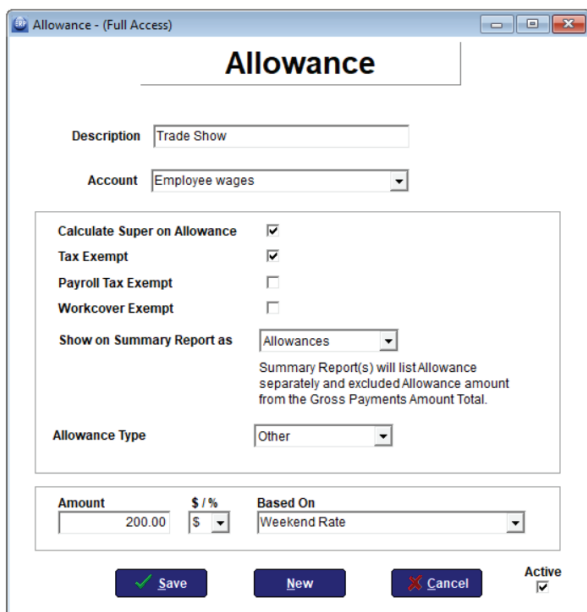
Deductions allows the User to create new deductions that can be assigned to Employee Payroll information. This then enables the deduction of the required amount or 4 percentage per pay, per employee. Deductions are items that are to be debited from an Employee's pay, e.g. Uniforms, Laptops, Union Fees etc.

## Fully Automated Accruals

All options for leave from sick to annual, long service to rostered days off, so that when your pay is run, these will automatically load into your pay run and update all the associated accounts as required.

## Superannuation

Fully integrated superannuation calculations from government guarantee to salary sacrifice, employer contributions and more with all reports from super by fund etc. included.



## Allowances

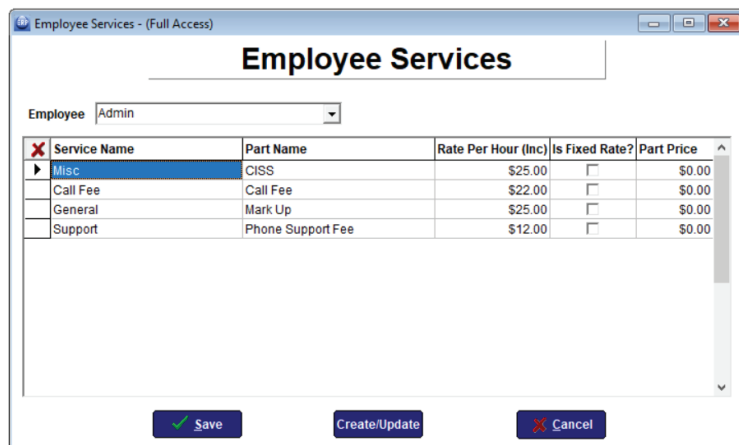
This allows the User to create new allowances that can be linked directly to employee payroll. These can be set up by allocating an allowance to an Employee card to load into their periodic pay by default, or by adding an allowance to a specific pay for the relevant Employee/s. An allowance is an additional sum of money due to be paid to an employee in their wages either on an on-going basis, or as a one-off payment.

## Full Allowances Lists

True ERP accommodates a full range of allowances so you can configure car or meal allowances etc, in minutes. In addition you can create any number of custom allowances over and above what is provided by default.

## Services Employee

Employee Services gives the User the ability to create chargeable Services linked to a product, e.g. Product = Labour and you can set up multiple services such as Electrical, Mechanical, Plumber etc. You can create multiple other type products specific to each service that you provide, and link these to each Service respectively. The Employee Service is directly linked to the Timesheet Entry allowing each service job to be recorded and paid separately. This also enables you to record the job profitability for each Customer job. An Employee Service is the service rate charged to your Customers for services rendered.



Service Name	Part Name	Rate Per Hour (Inc)	Is Fixed Rate?	Part Price
Misc	CISS	\$25.00	<input type="checkbox"/>	\$0.00
Call Fee	Call Fee	\$22.00	<input type="checkbox"/>	\$0.00
General	Mark Up	\$25.00	<input type="checkbox"/>	\$0.00
Support	Phone Support Fee	\$12.00	<input type="checkbox"/>	\$0.00



The POS interface is designed to work with almost all POS hardware, including scanners, receipt printers, cash drawers, EFTPOS machines, E-Banking and mag-card readers. Incorporate membership cards, Rewards programs, Bar Tabs and "Happy Hour" multiple price levels. Sell products or check stock quantities and locations by bar code, preset product keys or product search. Real time inventory control also allows multiple units of measure for each product.



**17 Monitor IBM New**  
**\$165.00**

Sale No.	Till	Date	11/11/2019	13:28:10
Receipt Printer: N/A Store: Los Angeles Sale Person: Admin				
Customer: Cash Customer Customer Disc: \$0.00				
Qty	Product ID	Description	Unit Price	Amount
X 1	Mouse/Pad	Garfield Pictured Mouse Pads	\$21.78	\$21.78
X 1	Mouse	A4 Mouse	\$33.33	\$33.33
X 1	Blue Pen	Blue Pen	\$6.60	\$6.60
X 1	Blue Pen 3	Blue Pen 3	\$6.60	\$6.60
X 1	Monitor 607	17 Monitor IBM New	\$165.00	\$165.00
<b>SubTotal</b>			<b>\$233.31</b>	

F1	F2	F3	F4
Sale Person	Product List	Customer	Print
F5	Quantity	No Sale	Refund
F6	Check	Credit Card	EFTPOS
F7	Voucher	\$55 Discount	Bater
F8	Monitor	Mouse	MousePad
F9	Tray	Sweater	Main Keypad
F10	Blue Pen	Bolt	Blue Pen 3
F11	Receipt On/Off	Account Number	Barcode
F12	Split Tab	Jeans (Group)	Memo Line
F13	Lights Keypad	Close All Tabs	\$15.00 Discount
F14			Redeem Points
F15			Layby
F16			Boxes Keypad

## Instant Updates to Entire System

Because the POS is fully integrated within the TrueERP Software suite, the moment a sale is made at the till, all accounts, customer's details and stock values are instantly updated. You don't have to wait until the end of the day to monitor how the sales through the till are processing.

## Process Orders

Process Orders gives TrueERP the ability to display the status of orders purchased through POS to any other user. This could be used for Fast Food outlets where an order number is printed on a receipt and the status of the order is displayed on a screen in the kitchen as well as at front of house.

## Vouchers

Vouchers or Gift Vouchers can be sold to customers who can then redeem them for product at a later date. At the time of sale of a voucher you receive money and at the same time incur a liability of equal value because you owe the customer an equal value in products or services. The Balance sheet will reflect an increase in cash at bank and an equal increase in liabilities. The value of the voucher is not recognised as income until it is redeemed.

## Customisable Screens

POS is the abbreviation for Point of Sale. POS Customisation enables each User and/or Company to set their POS screen up the way they want to view it. The basic format is set by default however the required functions and one-touch keys are user specific. Customising POS is completed in the back-ground and is only possible with the correct Access Level to do so. The ability to Export and Import keypads enables Companies to create a keypad set-up once, and simply Import it onto Workstations at separate Outlets as required. If you run multiple locations or Cost Centres you should configure Tills specifically for these locations. This allows individual location and contact details to print on receipts from those Tills

## Touch Screen Enabled

The Point of Sale software is ready to run on almost any touch screen and includes an on screen numeric keypad so that no keyboard or mouse is required at all.

## Blind Balance

Run end of days or periods, using the standard printout method or using the blind balance method where the tills are counted and entered without knowing exactly what should be there. Someone with a higher security setting would then check that what is banked, matches what was balanced.

## Cash Out Capable

Draw cash from the till for those quick payments as they arise, providing your security level allows it of course.

Customise POS Keypad - (Full Access)

### Customize POS Keypad

#### Main

1	2	3	4	5	6
Voucher	\$55 Discount	Bater	Bed 1 Home 2	Beer	Book
Monitor	Mouse	MousePad	Wagon	WagonSet	Tray
Tray	Sweater	Main Keypad	Playset	Gravel Mix	Handle
Blue Pen	Bolt	Blue Pen 3	Keys	Labour	Apron (Product)
Receipt On/Off	Account Number	Barcode	Cash Out	% Discount of Item	% Surcharge of Item
Split Tab	Jeans (Group)	Memo Line	Invoice	Bridgepointe Wholes	Balance Sale
Lights Keypad	Close All Tabs	\$15.00 Discount	Redeem Points	Layby	Boxes Keypad

KeyPad Titles: Main

Reset Reset All

Tills ... Cash Config

Location A1 ShortCut Key

Key Description 1st Line Voucher 2nd Line

Description Position

Key function Quick Product Selection Other Functions

Select Function Search:

FunctionName	Description
Tender Amex	Pay by American Express
Tender Debit Card	Pay by Debit Card
Tender Diners Club	Pay by Diners Club
Tender Maestro	Pay by Maestro
Tender MasterCard	Pay by MasterCard
Tender Visa	Pay by VISA
Training Mode	Initiates Training mode
Transfer Tab	Transfer Tab to New Customer
Unit of Measure	This is for picking the UOM
Voucher	Issue & Redeem Voucher
Weight	OPOS Scale Weight

Save & Close Cancel



## Multi-Site Enabled

Supports unlimited different store and warehouse locations all feeding from and back to one head office. Each site can make alterations or additions, which in turn update to every other site, instantly.

## Multiple Tills

Run up to 200 tills in the one location, all with their own printers and cash drawers or have all 200 share the one printer or cash drawer.

## Pop-Up Notices

Set pop-up reminders per product. These are great as a reminder to your staff to on sell other products as well as the one selected ie. if they buy a printer, do they want the cable with that as well.

## Units Of Measure

Sell your products in virtually any way you can think of, from cartons to pallets or kilograms to litres, sheets to rolls. Have these shown in the different units of measure ie. we have 240 bottles, 10 cartons and 1 pallet.

## Price Over-rides

With a simple one key selection, any product's price can be over-riden. Great for instant price changes for any reason.

## Multi Discounting Options

Automatic discounts can be done at almost any level, from customer pricing to product specials, happy hours or monthly giveaways.

## Customer Loyalty Program

Run loyalty programs to track your customer or turn on options to ask simple questions at the time of sale, such as postcode information etc

## Full Lay-by/Lay-away System

Tracks everything to do with lay by/lay away from terms and conditions through to payments, balances outstanding and instant complete history.

## Multiple Barcodes

Assign any type of barcode to a product including multiple barcodes for the same product. Great for running specials on that product and adding a different tracking code for how many of the specials you sell.

## Run Membership Account

Use swipe cards for members to automatically load the members or customer details. Great for loyalty programs etc.

## POS Reports

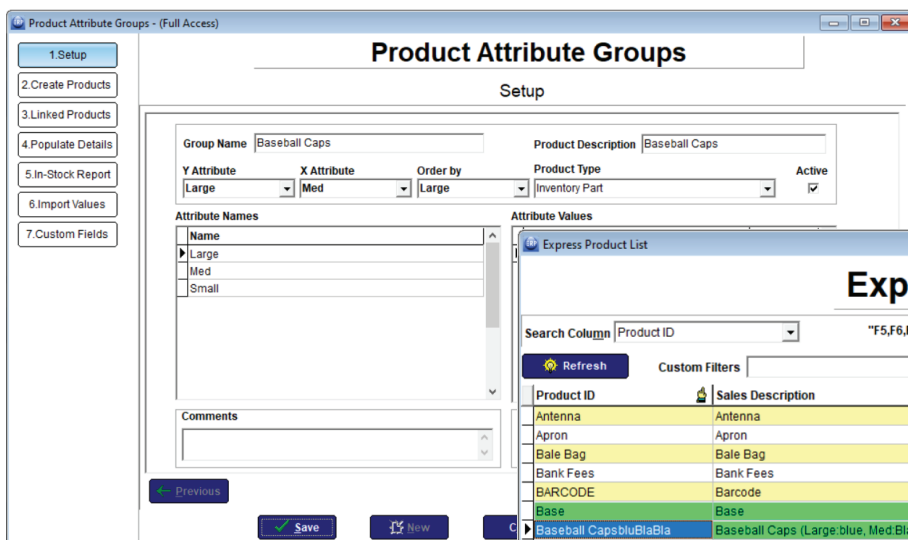
POS Reports can be found by selecting POS in the Report Selector screen which can be accessed from any main page in ERP. Access reports like Blind Balance Report, End of Period Report, Hourly Sales Report, Till Summary Report, POS End of Period Report, etc.

## Quantities

View stock levels in any store or warehouse location, instantly from almost any where within the TrueERP Software suite. Enormously beneficial when in POS or sales to know that while you don't have it, one of your other stores does.



TrueERP inventory management software allows the creation of more than just a XY attribute matrix. The software is as flexible as you are creative so rather than simply tracking Size and Colour you can add any number of attribute tracking fields such as Colour, Size, length, decal, material etc. There is no restriction on names or number so your inventory tracking software is adjustable to your products instead of your product design being limited by your software.



**Product Attribute Groups - (Full Access)**

**Product Attribute Groups Setup**

Group Name: Baseball Caps | Product Description: Baseball Caps

Y Attribute: Large | X Attribute: Med | Order by: Large | Product Type: Inventory Part | Active: ☒

Attribute Names: Name, Large, Med, Small

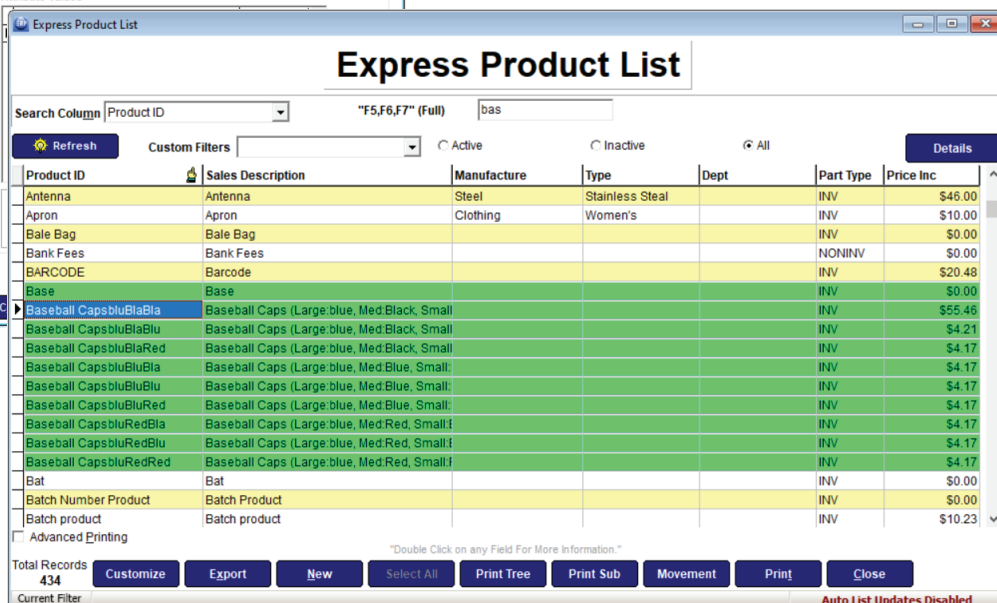
Attribute Values: (Empty list)

Comments: (Empty text area)

Buttons: Previous, Save, New

## Grid Entry

Enter product via a grid style screen or as a simple product selection. Group and filter on your products for even easier selection, to the point of selecting all products within a style with one click.



**Express Product List**

Search Column: Product ID | Filter: "F5,F6,F7" (Full) | bas

Buttons: Refresh, Custom Filters, Active, Inactive, All, Details

Product ID	Sales Description	Manufacture	Type	Dept	Part Type	Price Inc
Antenna	Antenna	Steel	Stainless Steel		INV	\$46.00
Apron	Apron	Clothing	Women's		INV	\$10.00
Bale Bag	Bale Bag				INV	\$0.00
Bank Fees	Bank Fees				NONINV	\$0.00
BARCODE	Barcode				INV	\$20.48
Base	Base				INV	\$0.00
Baseball CapsbluBlaBla	Baseball Caps (Large blue, Med Black, Small				INV	\$55.46
Baseball CapsbluBlaBla	Baseball Caps (Large blue, Med Black, Small				INV	\$4.21
Baseball CapsbluBlaRed	Baseball Caps (Large blue, Med Black, Small				INV	\$4.17
Baseball CapsbluBlaBla	Baseball Caps (Large blue, Med Blue, Small				INV	\$4.17
Baseball CapsbluBlaBla	Baseball Caps (Large blue, Med Blue, Small				INV	\$4.17
Baseball CapsbluBlaRed	Baseball Caps (Large blue, Med Blue, Small				INV	\$4.17
Baseball CapsbluRedBla	Baseball Caps (Large blue, Med Red, Small				INV	\$4.17
Baseball CapsbluRedBla	Baseball Caps (Large blue, Med Red, Small				INV	\$4.17
Baseball CapsbluRedRed	Baseball Caps (Large blue, Med Red, Small				INV	\$4.17
Bat	Bat				INV	\$0.00
Batch Number Product	Batch Product				INV	\$0.00
Batch product	Batch product				INV	\$10.23

Buttons: Total Records 434, Customize, Export, New, Select All, Print Tree, Print Sub, Movement, Print, Close

Footer: Auto List Updates Disabled

## Instant Creation

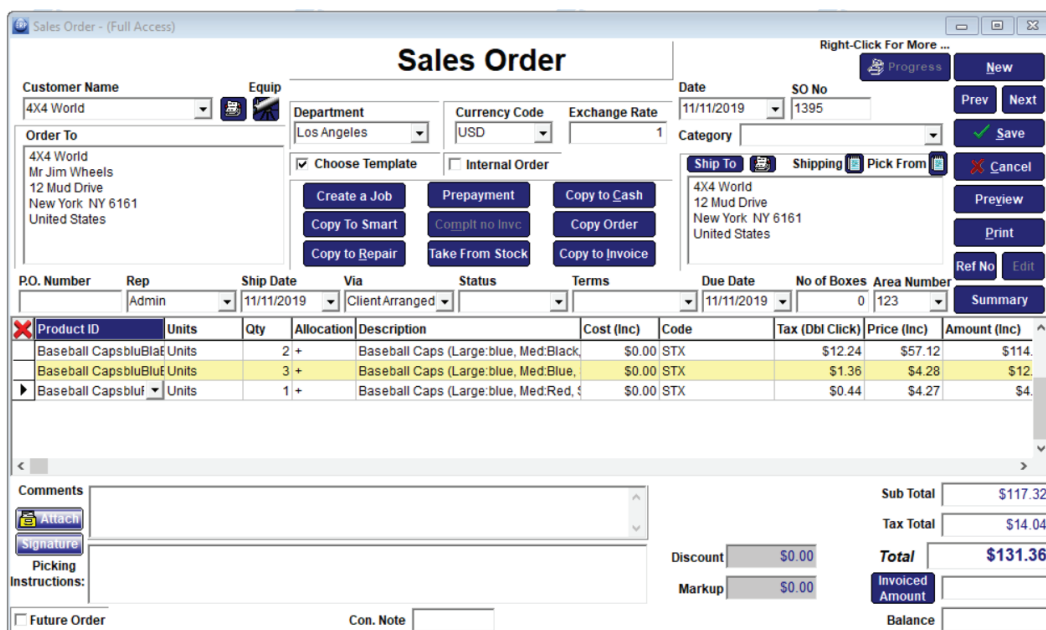
By setting up a template of a default matrix grid, this template can be simply copied, renamed and you have instantly created a complete new set of products based on the template design.

## Buy and Sell

TrueERP's clothing matrix is fully integrated throughout the suite, not just in the Inventory Management Software module so buying and selling in the matrix grid is as easy as every other activity within True ERP making bulk orders easy to enter.

## Unlimited Entry

With no limits on the number of variations you can have, your range of options is also unlimited.



**Sales Order**

Customer Name: 4X4 World | Department: Los Angeles | Currency Code: USD | Exchange Rate: 1

Date: 11/11/2019 | SO No: 1395

Order To: 4X4 World, Mr Jim Wheels, 12 Mud Drive, New York NY 6161, United States

Buttons: Create a Job, Prepayment, Copy to Cash, Copy To Smart, Compt no Inv, Copy Order, Copy to Repair, Take From Stock, Copy to Invoice

Ship To: 4X4 World, 12 Mud Drive, New York NY 6161, United States

Buttons: Ship To, Shipping, Pick From, Cancel, Preview, Print, Ref No, Edit, Summary

P.O. Number	Rep	Ship Date	Via	Status	Terms	Due Date	No of Boxes	Area Number
1	Admin	11/11/2019	Client Arranged			11/11/2019	0	123

Product ID	Units	Qty	Allocation	Description	Cost (Inc)	Code	Tax (Dbt Click)	Price (Inc)	Amount (Inc)
Baseball CapsbluBlaBla	Units	2	+	Baseball Caps (Large blue, Med Black, Small	\$0.00	STX	\$12.24	\$57.12	\$114.
Baseball CapsbluBlaBla	Units	3	+	Baseball Caps (Large blue, Med Blue, Small	\$0.00	STX	\$1.36	\$4.28	\$12.
Baseball CapsbluBlaBla	Units	1	+	Baseball Caps (Large blue, Med Red, Small	\$0.00	STX	\$0.44	\$4.27	\$4.

Comments: (Empty text area)

Buttons: Attach, Signature, Picking Instructions

Sub Total: \$117.32 | Tax Total: \$14.04 | Total: \$131.36

Discount: \$0.00 | Markup: \$0.00

Buttons: Invoiced Amount, Balance

Footer: Future Order, Con. Note

## Excel

Import pricing directly from an Excel spreadsheet or use the copy and paste function into the grid as required.





## Grid Reports

View your stock levels as a grid style screen or in a standard report view. Track these levels using any option based on any axis i.e. "X""Y" or "Z".

## Group Updates

Change existing products by the defining group. Change one aspect of the group and the entire group is instantly updated with the change.

**Product Attribute Groups - (Full Access)**

1.Setup  
2.Create Products  
3.Linked Products  
4.Populate Details  
5.In-Stock Report  
6.Import Values  
7.Custom Fields

**Product Attribute Groups**

Linked Products

Product Name	Description	Large	Med	Small
Baseball CapsbluRedRe	Baseball Caps (Large:blue, Med:Red, Small:Red)	blue		
Baseball CapsbluRedBlu	Baseball Caps (Large:blue, Med:Red, Small:Blue)	blue		
Baseball CapsbluRedBla	Baseball Caps (Large:blue, Med:Red, Small:Black)	blue		
Baseball CapsbluRedRed	Baseball Caps (Large:blue, Med:Red, Small:Red)	blue		
Baseball CapsbluBluBlu	Baseball Caps (Large:blue, Med:Blue, Small:Blue)	blue		
Baseball CapsbluBluBla	Baseball Caps (Large:blue, Med:Blue, Small:Black)	blue		
Baseball CapsbluBluRed	Baseball Caps (Large:blue, Med:Blue, Small:Red)	blue		
Baseball CapsbluBlaBla	Baseball Caps (Large:blue, Med:Black, Small:Black)	blue		
Baseball CapsbluBlaRed	Baseball Caps (Large:blue, Med:Black, Small:Red)	blue		
Baseball CapsbluRedRed	Baseball Caps (Large:blue, Med:Red, Small:Red)	blue		

Double click on the grid to restore a Deleted

Previous Save New Copy

**Product Attribute Groups - (Full Access)**

1.Setup  
2.Create Products  
3.Linked Products  
4.Populate Details  
5.In-Stock Report  
6.Import Values  
7.Custom Fields

**Product Attribute Groups**

Populate Details

Template Product: Baseball Cap Show Details Copy From Other Product

Products to be updated

Part Name
Baseball CapsbluBlaBla
Baseball CapsbluBlaBlu
Baseball CapsbluBlaRed
Baseball CapsbluBlaBla
Baseball CapsbluBlaBlu
Baseball CapsbluBlaRed
Baseball CapsbluBlaBla
Baseball CapsbluBlaBlu
Baseball CapsbluBlaRed
Baseball CapsbluBlaBla
Baseball CapsbluBlaBlu
Baseball CapsbluBlaRed

Select All Copy Details

Details to be copied

- active
- Area
- Asset Account
- Auto Reorder?
- Auto SmartOrder?
- Requires Assembly?
- Exclude From SmartOrders?
- BOM
- Buy Qty and Cost
- Cogs Account
- Equipment Name
- Foreign Currency(Buy)
- Foreign Currency(Sell)
- General Notes
- Hide On Print?
- Hide On Picking Slip?
- Hide On Delivery Docket?
- Include In Analysis?
- Income Account

Select All

Previous Save New Copy Print Cancel Choose Template

## Individual Pricing

Prices can be set by the group or individually. This concept also feeds into every other aspect of the TrueERP Software suite in relation to the matrix set-ups, including re-order points and preferred levels.

## Price Matrix

TrueERP has the ability to set a full pricing matrix. This area is completely customisable, so you can set the product price based on any combination of matrix attributes. Want to charge more for large sizes? No problem with TrueERP. You can even use attribute groups to bulk create products within each matrix.

## Price Matrix Quantities

TrueERP Inventory Management software will track each and every matrix option and display in the one screen, what your choices are. This way you can see at a glance, how many of any product you have, in any combination as set by your matrix. eg. in a certain range of shirts you may have 6 white small, 4 white XL and 8 white XXL.



**Baseball Caps**  
(Large:blue, Med:Black,

Sale No. T8 Main Date 11/11/2019 13:44:42

Receipt Printer N/A Store Los Angeles Sale Person Admin

Customer Cash Customer Customer Disc: \$0.00

Qty	Product ID	Description	Unit Price	Amount
1	Baseball CapsbluBlaBla	Baseball Caps (Large:blue, Med:Black, Small:Black)	\$55.46	\$55.46

Baseball Caps (Large:blue, Med:Black, Small:Black)

SubTotal \$55.46

Sale Person	Product List	Customer	Print
Quantity	No Sale	Refund	Cancel
Check	Credit Card	EFTPOS	Cash

Voucher	\$55 Discount	Bater	Bed 1 Home 2	Beer	Book
Monitor	Mouse	Mouse Pad	Wagon	Wagon Set	Tray
Tray	Sweater	Main Keypad	Playset	Gravel Mix	Handle
Blue Pen	Bolt	Blue Pen 2	Keys	Labour	Ball Clip
Receipt	Account Number	Barcode	Cash Out	% Discount off Item	% Surcharge off Item
Split Tab	Joanna (Group)	Memo Line	Invoice	Temporary Items	Balance Sale
Lights Keypad	Close All Tabs	\$15.00 Discount	Redeem Points	Layby	Booze Keypad

## POS

Grid entry screens will display directly from your POS screen, giving you a consistent entry point selection for all your matrix selecting and viewing.





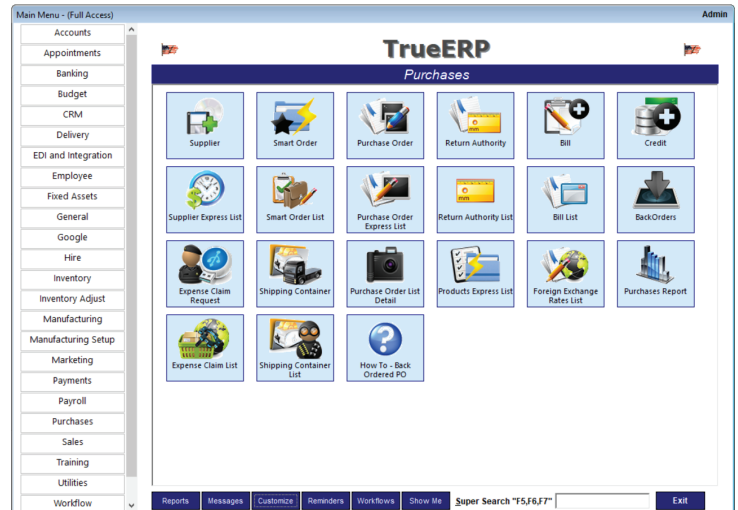
True ERP gives you complete control of your procurement and purchasing processes. From reorder triggers to auto selection of the cheapest supplier to tracking and tracing shipping containers and stocking your shelves, True ERP is the fully integrated solution. Greater Purchase Order control means you can eliminate stock outs and order duplication. Purchase Order Control also means reduced costs, better efficiency and happier customers.

## Auto Supplier Price Updates

If the supplier price changes when ordering a product, True ERP will ask if you wish to update the product list automatically. By doing so it makes this supplier the preferred supplier. True ERP is fully interactive to minimise the number of processes you have to follow to update information.

## Auto Price Adjustment

If altering a price on a purchase order, True ERP will ask if you wish to update your price list to this new price ensuring that when the next purchase of this item is made, the last cost appears on the purchase order. True ERP will also add, automatically, any new supplier of a product loading their codes and prices as well from the purchase order.



## Template Design

TrueERP has one of the most user friendly, yet arguably the most powerful template, printout designer modules built in to the suite. Great for designing any printout of any form in any manner you choose, so you can have a bill or purchase order look anyway you choose including logos, images and barcodes.

Foreign Exchange Rates

Search Column: Country "F5,F6,F7" (Full)

Custom Filters: ☐ Active Rates ☐ Inactive Rates ☐ All Rates

Country	Currency	Code	Buy Rate	Sell Rate	Rate Last Modified	Active
Barbados	Dollar	BBD	1.7	1.5	12/19/2014	<input checked="" type="checkbox"/>
Chinese	Yuan Renminbi	CNY	0.01	0.12	11/14/2014	<input checked="" type="checkbox"/>
Colombian	Peso	COP	0.53	0.54	04/09/2015	<input checked="" type="checkbox"/>
European	Euro	EUR	0.88	0.87	01/29/2015	<input checked="" type="checkbox"/>
Nigerian	Naira	NGN	0.0052	0.0052	08/04/2014	<input checked="" type="checkbox"/>
Philippine	Peso	PHP	1.5	1.5	11/14/2014	<input checked="" type="checkbox"/>
United Kingdom (British)	Pound Sterling	GBP	1.55	1.42	08/26/2014	<input checked="" type="checkbox"/>
United States	Dollar	USD	1.0	1.0		<input checked="" type="checkbox"/>

Advanced Printing: ☐ Total Records: 8

## Foreign Currency

Allows selling and purchasing from foreign countries. Fixed foreign currency values per supplier can be set as well as auto loading of any currency adjustment value when a payment is made. Products can be pre-assigned with a supplier who has a fixed amount in the suppliers currency, which will auto load and adjust the currency amount by the foreign amount.

## Source Lists

Keeps accurate accounts of where enquiries originate from e.g. Yellow pages, Radio or newspaper etc. This can be related to an expense account, which will then give you a relative return on the value spent on that form of advertising.

## Smart Orders

Simplify ordering stock, without the operator needing to know who the supplier is or who has the cheapest price. You simply select the product you need and the Smart Order will automatically create a Purchase Order for the preferred supplier of that product. If there are 4 different suppliers on one Smart Order, then 4 different Purchase Orders will be created. Multiple location orders can be combined into one order, maximising your purchasing power and minimising your outlays.

Smart Order - (Full Access)

Smart Order

Right-Click For More ...  
Smart Order # 1389

Smart Order Description: Production Requirements for Production Sale # 1389

Date11/06/2019

Area Number

Sales Order1389

Default Supplier

☒ All Lines

☐ Converted ?

Product Print Name	Description	Unit	To Purchase	Available Qty	On Order	Supplier Name	Cost (Inc)	Total Cost(Inc)	To Build	Waste Percent
Bridgestone Wheels	Bridgestone Wheels	Units	4	-8	1022 British Maid Ltd	\$140.14	\$560.56	0		
Handle	Handle for red wagon	Units	1	-41	214 Coles	\$16.50	\$16.50	0		
Tray	Tray for red wagon	Units	1	-8	278 Orica Australia Pty	\$61.36	\$61.36	0		
Handle	Handle for red wagon	Units	3	-41	214 Coles	\$16.50	\$49.50	0		
Wheels	Standard wheels for red wagon	Units	3	-4	50 Micro Beads Pty Lt	\$30.68	\$92.04	0		
Tray	Tray for red wagon	Units	3	-8	278 Orica Australia Pty	\$61.36	\$184.08	0		

Total of Different Parts4

Create PO's☒ Show☐ Print☐ Preview PO's☐ Group Product on PO's☐ Choose Report

SaveNewPrintEmail RFQRFQsHide ConvertedSelect AllSummaryCancel

Total Cost (Ex)\$886.47Total Cost (Inc)\$964.04





## Supplier

Complete details as required to keep an accurate and extensive Supplier database. A database or collection of information which is fully integrated with a complete business management and accounting system. This collection of information can be added to or deleted from depending on your requirements, even down to creating your own customisable fields and drop downs.

The image shows two screenshots from the True ERP software. The top screenshot is the 'Supplier' form for 'Bridgestone'. It includes fields for Print Name, Mr./Mrs./..., First Name, Last Name, Supplier ID, Phone Number, Fax Number, Alt. Phone Number, Mobile, Skype Name, and Supplier Code. There are also buttons for Save, Cancel, New, Shipping, Notes, Print, and P/O. The bottom screenshot is the 'Supplier Express List' screen, which displays a table of suppliers with columns for Supplier Name, First Name, Last Name, Phone, Contact Details, Supplier Balance, and Active status. The table lists various suppliers like Admin, Angelica Sievers, Atlantic Water and Utilities, etc.

## Supplier Contact List

Keeps a list of all contacts associated with the Supplier, this list can be added to, or deleted from depending on your requirements.

## Supplier Discounting

Create volume purchase discounts for each individual supplier's products. Enter actual prices for purchasing and selling, at different volume levels i.e. if you buy one of the products or if you buy fifty of the same product you can set a different price that will automatically load onto the purchase order at the time of ordering.

## Supplier History

True ERP allows you to track an extensive and complete history of every Bill, Cheque, Purchase Order, Return Authority and Credit etc that you have with this supplier. These can at any time be simply drilled into to open the original transaction that makes up the report.

## Supplier Product Code Tracking

Purchase Orders can use either your product code or the supplier's product code. These can also be set to print with your code or theirs or both.

## Purchase Orders

Can be faxed, emailed or printed in multiple formats, all from the Purchase Order screen. True ERP integrates with your fax and email software. The receipt of goods and the reconciliation of amount of invoice is all on the one form.

## Purchase Order Reports

You can customise any of the existing Purchase Order Control reports in True ERP in hundreds of ways. These reports can then be saved and viewed at any time. With an almost unlimited range of procurement and purchasing reports, using different printouts and styles that will allow a user to create a new report or modify existing reports and save as their own. Set your columns of data to not only total as a sum, but also display an average, a maximum or minimum value or any other range of totalling features.

## Return Authorities

Fantastic tool for tracking the return of purchased goods, where they can either be used as a refund on any outstanding purchase order or as a way of knowing what goods you have with a supplier that are being repaired.

The image shows the 'Purchase Order' form in True ERP. It includes fields for Supplier Name, Currency Code, Exchange Rate, Order Date, PO Number, Ship To, and Status. There are also buttons for New, Save, Cancel, Import Costs, Prepayment, Print, Copy, and Disc. The bottom section shows a table of products with columns for Product Name, Ordered Units, Received, Code, Tax (Dbl Click), Cost (Ex), Allocation, Orig Qty, Department, and Description. The bottom right corner shows a summary of the order with fields for Entered By, Entered At, Printed By, Printed On, Printed At, Ordered, Received, BO, Con. Note, Cust PO Number, Est Final, Est Fx, Sub Total, Foreign Total, Tax Total, Discount Total, and Total.



## Back Orders

Complete back order system that will track what is yet to be delivered by your suppliers. Combine all orders for one supplier into one for easier shipping or treat them as individuals for tracking against your customers. Combine automatically, all orders for a supplier. This ensures your bulk purchasing discounts are maximised.

Purchase BO Express List

Search Column: P/O Num "F5,F6,F7" (Full)

Refresh Custom Filters

P/O Num	Order Date	ETA Date	Supplier ID	Product ID	Qty	UOM	Total Cost	Et
643	04/06/2018	04/06/2018	ATO	SN Product 101	10.0	Units(1)	\$0.00	At
643	04/06/2018	04/06/2018	ATO	Serial Product	10.0	Units(1)	\$100.00	At
642	04/06/2018	04/06/2018	Angelica Sievers	Serial No Product	5.0	Units(1)	\$940.46	At
629	03/26/2018	03/26/2018	Bridgestone	Widget	10.0	Units(1)	\$50.57	At
626	03/26/2018	03/26/2018	ATO	Apron	10.0	Units(1)	\$60.00	At
625	03/26/2018	03/26/2018	ATO	Playset	10.0	Units(1)	\$2,300.00	At
624	03/26/2018	03/26/2018	Bridgestone	Bulk Cables	100.0	Units(1)	\$520,000.00	At
624	03/26/2018	03/26/2018	Bridgestone	Bolt	175.0	Units(1)	\$0.00	At
624	03/26/2018	03/26/2018	Bridgestone	9mm Box	10.0	Units(1)	\$0.00	At
624	03/26/2018	03/26/2018	Bridgestone	9 Bullets	10000.0	Units(1)	\$15,000.00	At
624	03/26/2018	03/26/2018	Bridgestone	9 Box	100.0	Units(1)	\$2,250.00	At
624	03/26/2018	03/26/2018	Bridgestone	7249	150.0	Units(1)	\$0.00	At
624	03/26/2018	03/26/2018	Bridgestone	45 Machine	5.0	Units(1)	\$5,750.00	At
624	03/26/2018	03/26/2018	Bridgestone	45 Bullets	10000.0	Units(1)	\$0.00	At
624	03/26/2018	03/26/2018	Bridgestone	45 Box	100.0	Units(1)	\$0.00	At
618	03/23/2018	03/23/2018	AIT&T	45 Machine	5.0	Units(1)	\$62.50	At
							\$810,586.51	


Advanced Printing

Total Records: 168

Current Filter: Customize Export New PO List Print

BackOrders - (Full Access)

## View Back Orders By



Sales Order BO Express



Invoice Backorder Express



Purchase BO Express

Close

## Supplier Product Code Tracking

Purchase orders can be entered using either your product name or the suppliers product code. Either way, will print with either option or both if required.

## Unit Pricing

Your stock can be bought and sold in different units of measure (UOM). UOM can be created as you see fit from pallets to tubs to container loads. Each UOM can be a multiple of a single product, which will then track the product in all the range of UOM and also be reportable in this full range so you could buy a product by the pallet but sell it by the box. True ERP will tell you how many pallets and boxes you have of this product. Unit Pricing also gives you the ability to quote or display prices per unit (eg. Price per Kilogram)

## Memorise Any Transaction

This will allow you to create any transaction such as an invoice or a cheque and memorise it. This transaction will then automatically appear every week, month or quarter as required. This is a great feature for regular monthly payments like hire purchases or rental payments etc.

## Barcode Printing

Barcodes can be automatically printed on receipt of goods from a supplier or you can simply re-print the barcodes directly from the product list. The numbers printed can be based on either the numbers in stock or you can choose any number to print.

## Auto Re-Order

TrueERP will check your entire product list, including satellite stores, and report on how many products you need to bring your stock levels back to your defined re-order points or preferred levels.

## Shipping Containers

True ERP provides a complete Container Shipping tracking and tracing solution for importing goods from anywhere in the world. Track your goods from the moment ordered, what ship they are on all the way to stacked on your shelves.

## Landed Cost

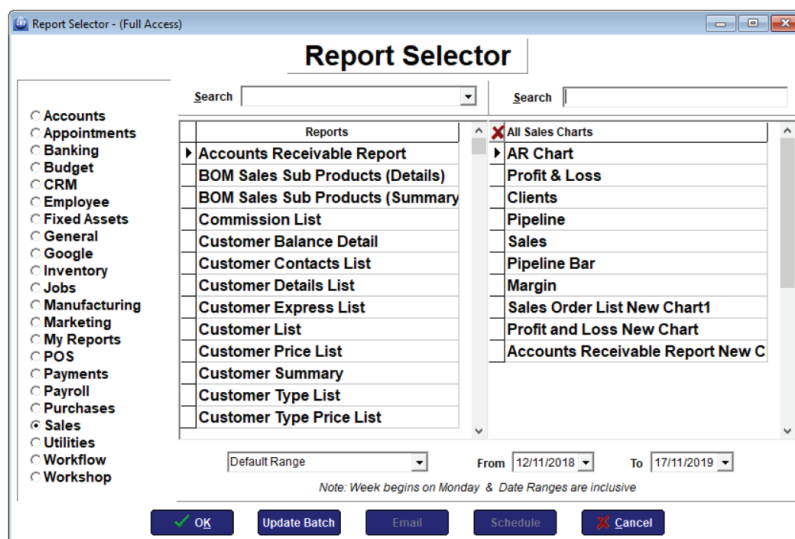
Costs against the container or purchase orders within the container can be treated as base cost or landed cost. You have the choice of applying all the expenses associated with the original order, or only applying a selection or proportion of them. Landed costs can be added to average costs giving you correct stock value.



The TrueERP Software suite comes pre-loaded with over 250 standard reports. Every one of these reports can be completely customised to suit your individual needs and requirements.

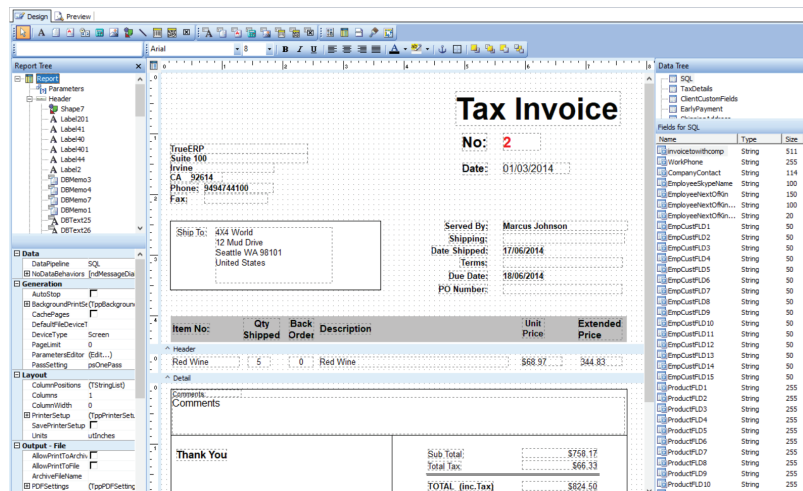
## Reporting Features

You can customise any of the standard reports in TrueERP in hundreds of ways selecting both the data you need and the layout you want. Custom reports can then be saved and viewed at any time. With an almost unlimited range of reports, using different printouts and styles that will allow a user to create a new report or modified any existing report and save as their own. Set your columns of data to not only total as a sum, but also display an average, a maximum or minimum value or any other range of totalling features. As an added bonus any piece of data that is displayed on any of these reports can be simply drilled into, this fantastic feature will give you extensive detail of what makes up the value displayed, right back to being able to open the original transaction on the report.



## Real Time Reporting Features

You don't have to wait for end of month rollovers or batch updating anymore, your Business Intelligence reporting is up to date in real time. As an added bonus any piece of data that is displayed on any report can be drilled down into, giving you extensive detail of what makes up the value displayed, right back to being able to open the original transaction.



## SQL Report Writer

TrueERP has one of the most user friendly, yet arguably the most powerful SQL report and template designer modules built into the suite. Great for designing any printout of any form in any manner you choose. So you can have a report, invoice or cash sale look anyway you choose including logos, images and barcodes.

## Standard and SQL

All standard reports within the TrueERP Software suite are real time and drillable. When you view the data in the standard report mode you can create your own reports, double click on the data within these reports and drill back to the transaction that created the report in the first place

## Export to Spreadsheet

The Export function enables a user to export Reports into a file format that is appropriate for further manipulation as required. The most suitable file format in which to open exported reports is Excel. Any report can be instantly exported in a range of formats from Text to CSV, XML to HTML. Great for reading in a spreadsheet or web page.

## Cost Centre

An enormous range of departmental or cost centre reports, where everything from profit and loss, sales reports to balance sheets, can be broken into departments. Great for breaking your business into accountable areas like parts and sales. Questions like, "Is the parts department making money?" can be answered with the push of a button.

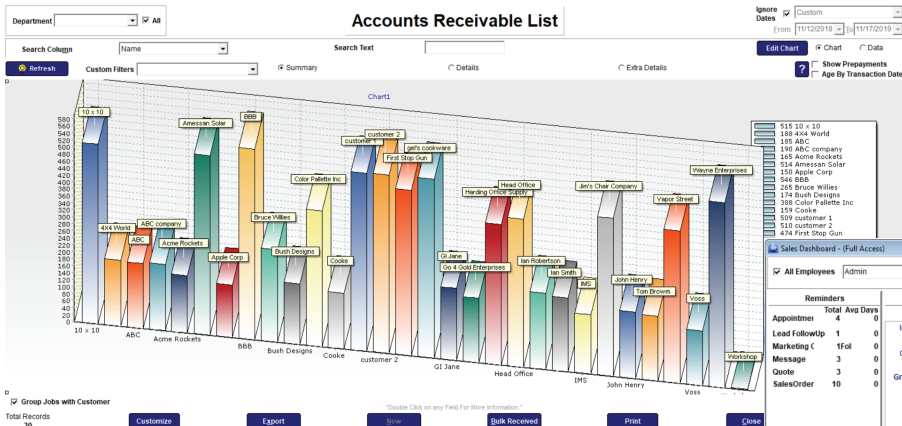
Name	Account No	Type Balance	Level 1	Level 2	Level 3	Level 4	Acc Balance	Tot Balance	Tax
Accounts Payable		\$180,203.62							
Accounts Receivable		\$349,461.71							
Capital / Equity		\$37,267.18							
Directors Drawings		\$0.00		Directors Dr...			-\$1,149.00	-\$1,149.00	
Goodwill		\$0.00		Goodwill			\$6,993.18	\$38,416.18	
Opening Bal Equity		\$31,523.00		Opening Bal...			\$0.00	\$0.00	
Retained Earnings		\$0.00		Retained Ea...			\$0.00	\$0.00	
Retained Earnings Adjustment		\$0.00		Retained Ea...			\$0.00	\$0.00	
Cheque or Saving		\$1,050,365...							
Bank	4544	\$270.00		Bank			\$1,018,260...	\$1,018,530...	P
Payroll Bank	2346	\$0.00		Payroll Bank			\$0.00	-\$1,460.25	
Payroll Bank Clearing		\$0.00		Payroll Bank			-\$1,460.25		
Petty Cash		\$0.00		Petty Cash			\$32,295.24	\$32,295.24	
Sales Acct		\$0.00		Sales Acct			\$1,000.00	\$1,000.00	
Cost of Goods Sold		\$1,343,805...							
Cost of Goods Sold		\$770.00		Cost of Goo...			\$1,343,035...	\$1,343,805...	
Standard Cost COGS Adj		\$0.00		Standard Co...			\$0.00	\$0.00	
Credit Card Account		-\$22,004.22							
Expense		-\$3,214,214...							
Event Acct		\$0.00							





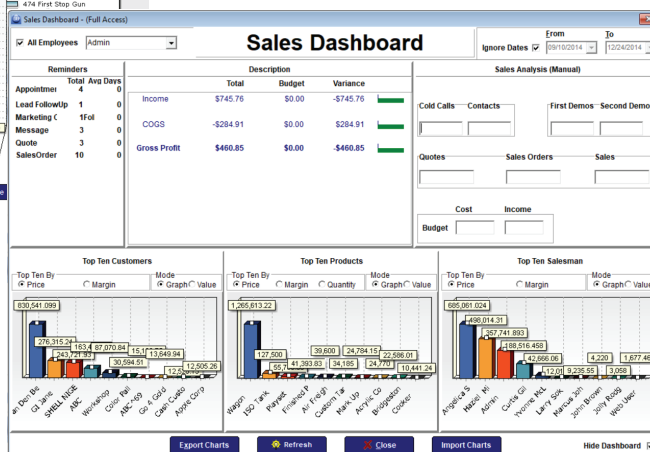
## Charts

Any report within the TrueERP Software suite can be turned into a chart and/or graph. These can be edited fully and saved as a default chart, for simple one click viewing later. As the system is real time, these charts are always up to date to the second.



## Graphs

All True ERP reports can be viewed as graphs which can be generated and formatted to meet your require. You can alter the existing set or create your own which can then be saved and filter on at any time giving a comprehensive graphical view of your business.



## Dashboard

Great for a snapshot of your business on one screen, with easy to read lists and charts as a summary of some of the critical areas within any business.

## Tax Summary Reporting

Get a complete break-up of every transaction and it's tax implications at any time, including the values the make up any field on the Business Activity Statement

## Business Summary Report

Instant one page snapshot of your business, including cash in bank, accounts receivable, accounts payable, sales of different periods, cost of different periods and profit and loss over different periods. All figures appear within this report are fully drillable to further investigate how these values are created.

## Filters

Using an unlimited number of filters, on top of filters will give you the ability to create almost any specific report, on almost any subject. You can then save this filter as a Custom Filter and when needed again simply select it for instant results. A Custom Filter can also be set as default so the list opens to that filter every time.

## My Reports

Create and save any of the reports or charts as your own, so that when you open the report selector it will display a "My Reports" section. This section will display only your reports and charts for easy access.

Customer ID	Sale Date	Invoice Number	Transaction Type	Customer Type	Amount(Ex)	Tax	Total	Qty Shipped	UOM	Product ID
4X4 World	11/12/2019	1399	Invoice	Default	\$0.00	\$0.00	\$0.00	0.0	Units	Baseball Capshi
4X4 World	11/12/2019	1399	Invoice	Default	\$0.00	\$0.00	\$0.00	0.0	Units	Baseball Capshi
4X4 World	11/12/2019	1399	Invoice	Default	\$0.00	\$0.00	\$0.00	0.0	Units	Baseball Capshi
4X4 World	11/12/2019	1397	Cash Sale	Default	\$226.98	\$27.24	\$254.22	4.0	Units	Baseball Capshi
4X4 World	11/12/2019	1397	Cash Sale	Default	\$226.98	\$27.24	\$254.22	2.0	Units	Baseball Capshi
Cash Customer	11/12/2019	1396	POS	Default	\$51.00	\$6.12	\$57.12	1.0	Units	Baseball Capshi
Cash Customer	11/12/2019	1394	POS	Default	\$214.54	\$25.72	\$240.26	1.0	Units	MousePad
Cash Customer	11/12/2019	1394	POS	Default	\$214.54	\$25.72	\$240.26	1.0	Units	Mouse
Cash Customer	11/12/2019	1394	POS	Default	\$214.54	\$25.72	\$240.26	1.0	Units	Baseball Capshi
Cash Customer	11/12/2019	1394	POS	Default	\$214.54	\$25.72	\$240.26	1.0	Units	Blue Pen 3
Cash Customer	11/12/2019	1394	POS	Default	\$214.54	\$25.72	\$240.26	1.0	Units	Monitor 607
Cash Customer	11/12/2019	1393	POS	Default	\$151.72	\$18.20	\$169.92	1.0	Units	Monitor 607
ABC	11/05/2019	1392	Invoice	Default	\$0.00	\$0.00	\$0.00	0.0	Units	Beer
ABC	11/05/2019	1391	Invoice	Default	\$9.10	\$1.08	\$10.18	5.0	Units	Beer

## Drill Down

The ability to drill down to view each transaction, all the way down to the original transaction, within ERP Reports is an incredibly valuable tool. The time saved in identifying what an amount in one of your key reports is made up of is invaluable to any growing, efficiency-conscience business. Reports are located within every tab of ERP, and all reports are listed in the Report Selector per Tab of relevance, or found by selecting the 'Reports' button at the bottom left of ERP main screen. Many commonly used Reports are also located within the respective Tabs, e.g. Accounts Receivable and Accounts Payable Report buttons are located within the 'Payments' and 'Banking' tabs as well as within the Report Selector.



True ERP gives you maximum flexibility, combined with rock solid control over every aspect of your sales processes and cycles from the very first contact with a prospect, all the way through to order fulfillment. Track how many calls, email, appointments and number of phone calls required to convert prospects to sales with the Sales funnel report. Judge which sales campaigns are most effective and which sales reps and or products have the best return on investment.

### Customer History

An extensive and complete history of every Invoice, Cash Sale, Refund and Sale etc. that you have with this customer. These can be simply drilled into at any time, to open the original transaction that makes up the report.

### Customer

A New Customer is created when you require the selection of that Customer from within the drop down list in an Invoice, Sales Order, and Quote etc. A new customer can be allocated as a specific Customer Type, allowing the user to set specific pricing criteria for different Customer Types. Data entered into the Customer Card is linked to other areas of the program to ensure efficient means of processing and ability to track vital information.



The screenshot shows the Customer (Full Access) form for a customer named "4X4 World". The form is divided into sections: Documents, Custom Fields, Attachments, Discounts, Equipment, and Miscellaneous. The main section contains fields for Print Name, Mr./Mrs., First Name, Last Name, Customer ID, Job Title, Customer Type, Phone Number, Fax Number, Mobile Number, Alt Phone, Alt Contact, Skype Name, and Default Contact Method. There are buttons for Statement, All Report, Price List, Lead, Repair, Invoice, Sales Order, and Quote. A Notes field is at the bottom with an "Add Date & Time" button and a "Notes Audit Trail" button.

### Customer Lists

The Customer List displays all Customers and related Jobs entered into your ERP database. The Customer List is a valuable report in its own right. It would be an advantage to study the available information within this list, as it contains a great variety of data relating to your Customers.

### Picking Slips

Prints location of stock within your warehouse by rack number and or bin location. You can also print all un-printed picking slips, with the touch of one button, or individual picking slips as required.

### Multiple Shipping Addresses

Each customer can have multiple shipping addresses, which can be added to or deleted from depending on your requirements.

### Sales Order

A Sales Order (Pro-forma Invoice) is created when someone orders products from you. A Sales Order does not post anything to your Chart of Accounts. It is a non-posting transaction and has no financial impact until it is converted to an Invoice. Products allocated to a Sales Order are not taken out of stock; Their 'In Stock' levels are not changed but the product's 'Available' level will be reduced as they have been allocated to a "SO".

The screenshot shows the Sales Order (Full Access) form for a customer named "4X4 World". The form includes fields for Customer Name, Department, Currency Code, Exchange Rate, Date, SO No, Category, Ship To, Shipping, and Pick From. There are buttons for Create a Job, Prepayment, Copy to Cash, Copy To Smart, Copy to Invoice, and Take From Stock. A table lists items with columns for P.O. Number, Rep, Ship Date, Via, Status, Terms, Due Date, No of Boxes, Area Number, Print Name, Units, Qty, Allocation, Description, Cost (Inc), Code, Tax (Dbl Click), Price (Inc), and Amount (Inc). The bottom section shows a summary with Sub Total, Tax Total, Total, Invoiced Amount, and Balance.

### CRM

Complete history and record of all correspondence with each and every customer, as the customer database is fully integrated with the CRM module of TrueERP.



## Invoices

An Invoice is created in order to sell products in ERP. As opposed to a Quote or a Sales Order, the Invoice is a posting financial transaction. Quotes and Sales Orders are created for internal control and do not actually 'touch' the Chart of Accounts. Invoices must contain products (which, in ERP, can be items, services, etc.) and can be generally classified as Shipped Invoice and Back Order Invoice. A Shipped invoice has the products in it set as Shipped and its financial figures will flow through the Chart of Accounts. A Back Order Invoice has products in it that are not being shipped (no stock at the moment or for any other reason); it has no dollar Total in it and it will not 'touch' the Chart of Accounts until the items are set as Shipped.

## Template Design

The TrueERP Software suite has one of the most user friendly, yet arguably the most powerful template, printout designer modules, built into the suite. Great for designing any printout, of any form, in any manner you choose, so you can have an invoice or cash sale look any way you choose, including logos, images and barcodes.

## Back Orders

Complete back order system that will track what is yet to be delivered to your customers. Combine all orders for one customer, into one for easier shipping.

## Permanent Customer Discounts

Set up each individual customer to have either a one-off discount, a specific product discount, a grouped products or family discount, permanent, volume or date range discount, even a mark-up, should the need arise.

## Customize View of List

You have the ability to customise the view of this list as a preferred setting for each User. This way whenever you load the Customer List by selecting the Customer List button, you will be confronted with the column settings of your choice, therefore the information you most need to see will be available for quick and easy viewing

## Quotes and Estimates

Unlimited number per individual customer or job with one button conversion to a sales order or invoice, even to ordering the goods through a purchase order. By creating the purchase order from the quote, sales order or invoice the goods can be tracked all the way. A Quote is created when you wish to provide a Customer or Prospect with a formal price and retain the details for later reference or conversion to a Cash Sale, Repair, Sales Order, Invoice or POS. Products, Services and Projects can be added to a Quote, a Follow Up Reminder can be set and pricing can be varied.

## Customer Profitability

Track any and all costs for a customer job or project from expenses to time sheet entries. Combine these with quoted amounts to see any differences between that and the final income. Great for seeing in an instant if you are making money with this customer, at any time during the job or project.

## Delivery Dockets

Prints your delivery information based on the order created, be it a sales order or invoice. You can also print all un-printed delivery dockets with one button, or individual delivery docket as required.





## Cash Sales

A Cash Sale is a transaction in ERP that combines an Invoice and a Payment in one form. The Customer may make the payment with Cash, Cheque, Credit Card, EFT, Voucher, etc. Within the Cash Sale transaction the sale of items and the receipt of payment take place at the same time. All the products in a Cash Sale are shipped automatically, and the full payment is received at the time of purchase.

## Transaction Customer Discounting

Set up or auto load from sales transactions, one off discount options per customer per product. These can be done in any number of ways including foreign amounts and mark-ups. Structure a complete price list for a group of customers or again for just one individual.

## Foreign Currency

Allows the selling and purchasing of goods from and to a foreign country. Fixed foreign currency values per supplier can be set as well as auto loading of a currency adjustment value when payment is made. Products can also be pre-assigned with a foreign supplier and costs displayed in the foreign currency amount.

## Units Of Measure

Track your products in virtually any way you can think of, from cartons to pallets or kilograms to litres, sheets to rolls. Have these shown in these different units of measure ie. we have 240 bottles, 10 cartons and 1 pallet.

## Multi-Site Enabled

Supports unlimited different store and warehouse locations, all feeding from and back to one head office. Each site can make alterations or additions, which in turn update to every other site, instantly. Should the internet go down for any reason or time TrueERP will wait until it re-activates then send everything, while still allowing full operation at every site with no loss in speed or activity.

## Batch Printing

Invoices can be printed in order of date or customer or number or simply all un-printed orders.

## Refunds

Can be faxed, emailed, or printed in multiple formats, all from the refund screen as TrueERP has its own built in fax and email engine.

## Seamless Office Links

One click of a button to automatically create spreadsheets, letters or emails in Microsoft Office including Word, Excel and Outlook. If you don't use Microsoft then you can create these options directly within TrueERP or have them communicate with virtually any default email program, such as thunderbird etc.

## Progress Invoicing

Great for extended projects where a portion of the total job, needs to be invoiced at any time. Enter the value as a percentage of the entire job or as a fixed value.

## Customer Document Tracking

Keeps a copy or a link from within TrueERP of every Letter, fax or email sent to each individual customer.





With over 120 videos on how to do anything, a comprehensive help file and 24 hour unlimited free, real time, live support from around the world, using understanding and learning TrueERP, couldn't be easier.

To find out more about how to improve productivity with TrueERP's software suite contact us today for a free demo...

## Modules

You can check all the training modules from this tab, with the estimated time of training for each module.

You will have access to all the training modules with the estimated time of training. By double clicking you can make active or inactive any training module which then feeds to Training Status and Training Assignment. Every module have separate training videos associated to it.

## Videos

To access this; Go to Training and click Videos.

This is the list of all the training videos and help videos. You can see the video name and the description which will tell you what the help video is about. By double clicking you can play the video. These videos are designed to understand the modules and each function within the software.

## On line Help

Jump on line at any time to search, read and study the extensive on line help files on every topic within TrueERP.

Training Modules - (Full Access)

Module Name	Training Hrs
ERP Setup	7.5
Data Import	6
Basic Features	1.5
Employee	1.5
Accounts	2
Inventory (Basics)	2.5
Purchase	1.5
Sales	2.5
Customer Payments	1.5
Supplier Payments	1.5
Banking	0.5
Reports	2
Appointments	0.5
General - Templates	3
Utilities	2
Inventory (Advanced)	2
Manufacturing	3

Total Hours: 58 Hrs

Training Videos

Search Column: Name "F5,F6,F7" (Full)

Refresh Custom Filters

Videos Changes Website Tablets Tips Popups How Tos

Name	Description
Access Levels	How to set each employee's access levels
Account Running Balances	
Account Type	
Accounts Basics	Accounts Basics
Accounts Overview	
Accounts Payable	
Accounts Receivable	Accessing and using the Accounts Receivable Report
Accounts Receivables	
Adding Accounts	How to add to your Chart of Accounts
Appointment Reports	
Appointment Status	
Appointments	
Appointments and Support Log	Appointments and Support Log
Appointments List	
Asset Depreciation	
Asset Register Report	

Advanced Printing

Total Records: 289

Customize Export New Download All Print Close

Current Filter Auto List Updates Disabled





## Telephone Support

Pick up the phone at any time from anywhere in the world and talk to anyone of our support crew in almost any language you choose. With our instant real time remote viewing we can be looking at your screen while we are talking on the phone. Absolutely brilliant for getting across exactly what it is you need or are trying to achieve.

## Training Progress

Track and monitor how each member of your team is going with their training and what progress the entire project has made with all team members.

### Training Setup - (Full Access)

☒ Ignore Training at Startup

## Training Setup

Training Group: **ERP Training**

Setup

Schedule

Employees For Training

### Select Employees To Be Trained

Employee (dbl click)	Setup	Data Import	Basic Features	Employee	Accounts	Inventory Basics	Purchase	Sales	Customer Payments	Supplier Payments	Banking	Re
Admin .	<input type="checkbox"/>	<input type="checkbox"/>	<input type="checkbox"/>	<input type="checkbox"/>	<input type="checkbox"/>	<input type="checkbox"/>	<input type="checkbox"/>	<input type="checkbox"/>	<input type="checkbox"/>	<input type="checkbox"/>	<input type="checkbox"/>	<input type="checkbox"/>
Jason Plumm	<input type="checkbox"/>	<input type="checkbox"/>	<input type="checkbox"/>	<input type="checkbox"/>	<input type="checkbox"/>	<input type="checkbox"/>	<input type="checkbox"/>	<input type="checkbox"/>	<input type="checkbox"/>	<input type="checkbox"/>	<input type="checkbox"/>	<input type="checkbox"/>
Jolly Rodger	<input type="checkbox"/>	<input type="checkbox"/>	<input type="checkbox"/>	<input type="checkbox"/>	<input type="checkbox"/>	<input type="checkbox"/>	<input type="checkbox"/>	<input type="checkbox"/>	<input type="checkbox"/>	<input type="checkbox"/>	<input type="checkbox"/>	<input type="checkbox"/>
Willy Coyote	<input type="checkbox"/>	<input type="checkbox"/>	<input type="checkbox"/>	<input type="checkbox"/>	<input type="checkbox"/>	<input type="checkbox"/>	<input type="checkbox"/>	<input type="checkbox"/>	<input type="checkbox"/>	<input type="checkbox"/>	<input type="checkbox"/>	<input type="checkbox"/>
Web User	<input type="checkbox"/>	<input type="checkbox"/>	<input type="checkbox"/>	<input type="checkbox"/>	<input type="checkbox"/>	<input type="checkbox"/>	<input type="checkbox"/>	<input type="checkbox"/>	<input type="checkbox"/>	<input type="checkbox"/>	<input type="checkbox"/>	<input type="checkbox"/>
Robert Down	<input type="checkbox"/>	<input type="checkbox"/>	<input type="checkbox"/>	<input type="checkbox"/>	<input type="checkbox"/>	<input type="checkbox"/>	<input type="checkbox"/>	<input type="checkbox"/>	<input type="checkbox"/>	<input type="checkbox"/>	<input type="checkbox"/>	<input type="checkbox"/>
Orville Wright	<input type="checkbox"/>	<input type="checkbox"/>	<input type="checkbox"/>	<input type="checkbox"/>	<input type="checkbox"/>	<input type="checkbox"/>	<input type="checkbox"/>	<input type="checkbox"/>	<input type="checkbox"/>	<input type="checkbox"/>	<input type="checkbox"/>	<input type="checkbox"/>
Hazel Mitchell	<input type="checkbox"/>	<input type="checkbox"/>	<input checked="" type="checkbox"/>	<input checked="" type="checkbox"/>	<input checked="" type="checkbox"/>	<input type="checkbox"/>	<input type="checkbox"/>	<input type="checkbox"/>	<input type="checkbox"/>	<input type="checkbox"/>	<input type="checkbox"/>	<input type="checkbox"/>
Yvonne McLean	<input type="checkbox"/>	<input type="checkbox"/>	<input type="checkbox"/>	<input type="checkbox"/>	<input type="checkbox"/>	<input type="checkbox"/>	<input type="checkbox"/>	<input type="checkbox"/>	<input type="checkbox"/>	<input type="checkbox"/>	<input type="checkbox"/>	<input type="checkbox"/>
John Brown	<input type="checkbox"/>	<input type="checkbox"/>	<input type="checkbox"/>	<input type="checkbox"/>	<input type="checkbox"/>	<input type="checkbox"/>	<input type="checkbox"/>	<input type="checkbox"/>	<input type="checkbox"/>	<input type="checkbox"/>	<input type="checkbox"/>	<input type="checkbox"/>
Jolly Rodger	<input type="checkbox"/>	<input type="checkbox"/>	<input type="checkbox"/>	<input type="checkbox"/>	<input type="checkbox"/>	<input type="checkbox"/>	<input type="checkbox"/>	<input type="checkbox"/>	<input type="checkbox"/>	<input type="checkbox"/>	<input type="checkbox"/>	<input type="checkbox"/>
Curtis Gillhouse	<input type="checkbox"/>	<input type="checkbox"/>	<input type="checkbox"/>	<input type="checkbox"/>	<input type="checkbox"/>	<input type="checkbox"/>	<input type="checkbox"/>	<input type="checkbox"/>	<input type="checkbox"/>	<input type="checkbox"/>	<input type="checkbox"/>	<input type="checkbox"/>
Larry Sok	<input checked="" type="checkbox"/>	<input checked="" type="checkbox"/>	<input type="checkbox"/>	<input type="checkbox"/>	<input type="checkbox"/>	<input type="checkbox"/>	<input type="checkbox"/>	<input type="checkbox"/>	<input type="checkbox"/>	<input type="checkbox"/>	<input type="checkbox"/>	<input type="checkbox"/>

☒ Save

### Training Roster - (Full Access)

Training Group: **ERP Training**

## Training Roster

16 June 2014

Weekly

Monday 06/16/2014

	7	8	9	10	11	12	1	2	3	4	5	6
	00	30	00	30	00	30	00	30	00	30	00	30
Admin .												
Jason Plumm												
Jolly Rodger												
Willy Coyote												
Web User												
Robert Down												
Orville Wright												
Hazel Mitchell												

### Training Docs

Search Column: **Description** "F5,F6,F7" (Full)

Description	Type
Accounts payable date filters.	ERP PDF Help Doc
Adding Employee to Calendar.	ERP PDF Help Doc
Adding New Department	ERP PDF Help Doc
Adding payments to EFT to then create an ABAfile	ERP PDF Help Doc
Alternate Parts Set Up	ERP PDF Help Doc
Amazon Intergration	ERP PDF Help Doc
Applying discount to product	ERP PDF Help Doc
Applying prepayment to bill or purchase order	ERP PDF Help Doc
Approving Changes to a Purchases Transaction	ERP PDF Help Doc
Auto reorder	ERP PDF Help Doc
Back Ordered PO Sequence	ERP PDF Help Doc
Bank Reconciliation Auto Detect Feature	ERP PDF Help Doc
Bank Reconciliation Auto Detect Feature 1	ERP PDF Help Doc
bank reconciliation auto detect features updated	ERP PDF Help Doc
BOM Cost Calculation	ERP PDF Help Doc
BOM Creation	ERP PDF Help Doc
BOM Pick Slip with Bins	ERP PDF Help Doc
BOM Pick Slips with Bins updated	ERP PDF Help Doc
Advanced Printing	ERP PDF Help Doc

Total Records: **155**

Current Filter:



The Utilities Tab leads to tools necessary to manage your data. These include Backup and Restore functions, as well as various configuration options and reports.



## Multi-Site Enabled

Supports unlimited different store and warehouse locations all feeding from and back to one head office. Each site can make alterations or additions, which in turn update to every other site, instantly. Should the internet go down for any reason or time TrueERP will wait until it re-activates then send everything, while still allowing full operation at every site with no loss in speed or activity.

## Picking Slip Audit

This option gives you the list of all the items ready to deliver or pick. You can drill down to any item by double click on to it. There are different search options available for your ease to search for particular data. You can see the list of Picking Slip Audit data by using the Printed, Not Printed, Emailed, Not emailed or All option. Print Picking Slip option will allow you to print an individual slip of each entry, with all the details of the product and customer in the slip.

## Company Preferences

Set TrueERP to behave in a certain way for all employees and departments. Everything from deciding what columns to display on any transaction, through to what colour a line will be displayed in.

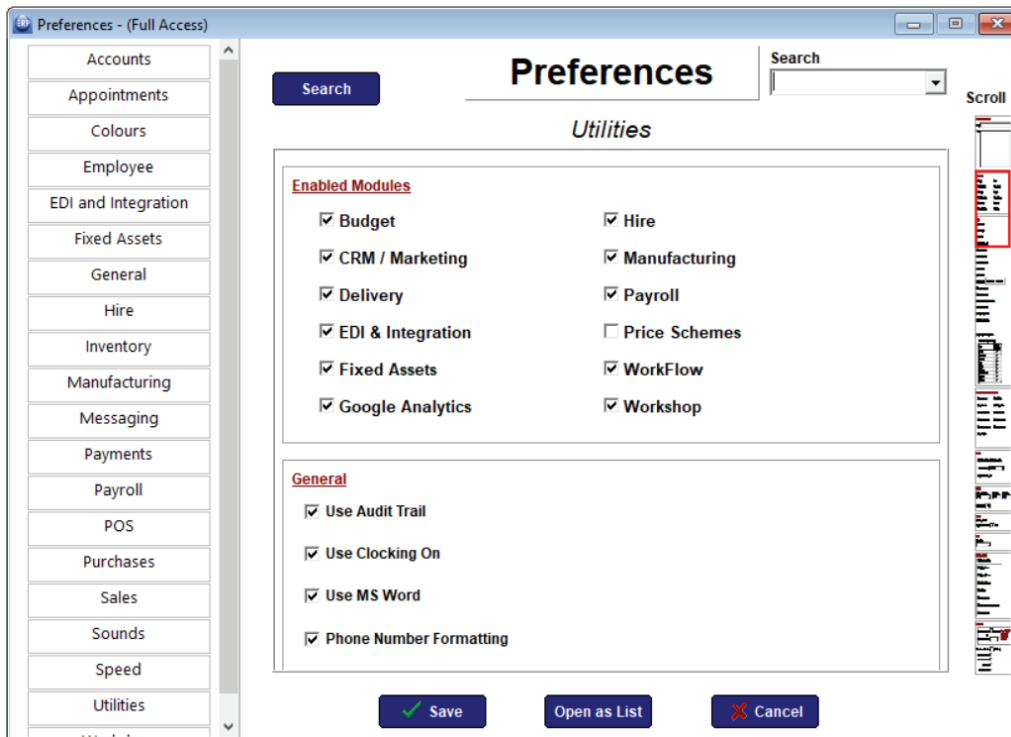
Sale Date	Type	Trans No #	Customer	On	Last Picking Slip Printed From	Print	Preview	Count Email	Total
03/19/2015	Invoice	859	ABC			0.0	0.0	0.0	
03/20/2015	Sales Order	860	ABC			0.0	0.0	0.0	
03/20/2015	Invoice	861	ABC			0.0	0.0	0.0	
03/30/2015	Cash Sale	863	Cash Customer			0.0	0.0	0.0	
03/30/2015	Sales Order	864	GI Jane	03/31/2015 07:40:01	Picking Slip List(Details)	0.0	2.0	0.0	2.0
03/31/2015	Invoice	865	GI Jane	03/31/2015 07:40:01	Picking Slip List(Details)	0.0	2.0	0.0	2.0
03/31/2015	Sales Order	866	GI Jane			0.0	0.0	0.0	
03/31/2015	Sales Order	867	GI Jane			0.0	0.0	0.0	
03/31/2015	Sales Order	868	GI Jane			0.0	0.0	0.0	
03/31/2015	Sales Order	871	GI Jane			0.0	0.0	0.0	
03/31/2015	Invoice	872	GI Jane	03/31/2015 11:37:37	Picking Slip List(Details)	0.0	1.0	0.0	1.0
03/31/2015	Sales Order	873	GI Jane			0.0	0.0	0.0	
03/31/2015	Invoice	874	GI Jane	03/31/2015 11:37:37	Picking Slip List(Details)	0.0	1.0	0.0	1.0
03/31/2015	Invoice	876	GI Jane	03/31/2015 11:41:30	Invoice	0.0	2.0	0.0	2.0
03/31/2015	Sales Order	877	GI Jane			0.0	0.0	0.0	
03/31/2015	Sales Order	880	ABC Pty Ltd			0.0	0.0	0.0	





## Personal Preferences

Create your own look and feel for how you personally want to see the TrueERP Software suite from font sizes, to columns display, even down to tab orders in forms. All modules within ERP have related Preferences that enable you to configure TrueERP Software to meet your specific needs.



## Export Data

Export any list or report at any time, including a complete transaction report of all transactions. Dump lists from customers, products and accounts and create anything from a text file to CSV which can be read by Excel or anything similar.

## Built in Report Writer

TrueERP has one of the most user friendly, yet arguably the most powerful report, template, printout designer modules built in to the suite. Great for designing any report of any table in any manner you choose, so you can create virtually any report you like.

## Messages

Create instant messages within TrueERP that will pop up on the required employees machine.

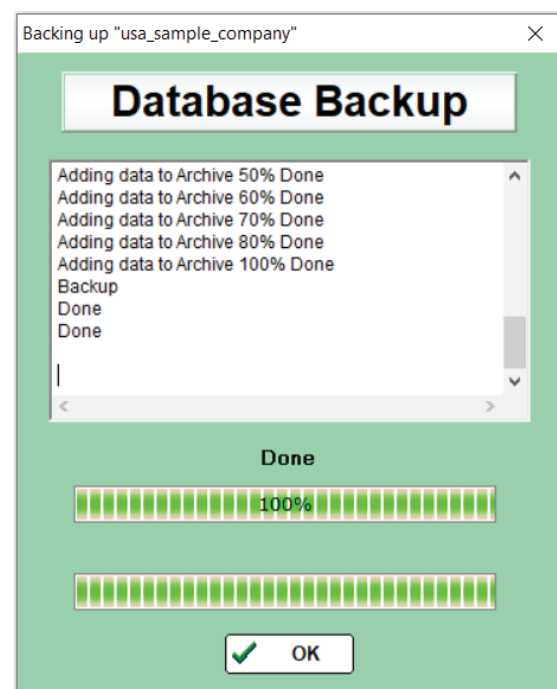
## Create a Connection Using EDI

Two Way Synchronisation works on a Push – Pull basis, meaning the Main Server Pushes All data out to a remote location and then Pulls All data back from this remote location. The disadvantage of this set up is that All of the data from both Databases needs to Synchronise which is extremely slow and in most cases not required.

One Way Synchronisation of only selected data is much faster as only relevant data is Pushed to a remote location eg Product/Inventory Data and then only the required data is Pulled back eg POS / Sales Transactions.

## Backup

You should have a strict backup schedule in place to ensure minimal loss of data in the event of a disaster such as Hardware failure, power surges etc. It is recommended that an off site storage of backups is used as an extra precaution. Backups can only be performed when no other users are logged in. Set TrueERP to backup automatically on last person exit and direct where the created backup is to be saved to on the hard drive.





Audit Date	Changes Details	Trans Type	Data Description	Employee Name
11/12/2019 14:14:51	Double Click for details	Preference	Main	Admin
11/12/2019 13:30:46	Double Click for details	Preference	Main	Admin
11/12/2019 13:27:14	Double Click for details	MarketingContact	Main	Admin
11/12/2019 13:24:46	Double Click for details	Preference	Main	Admin
11/12/2019 13:24:45	Double Click for details	Preference	Main	Admin
11/12/2019 13:12:17	Double Click for details	LeadToAddProgressionRe	Main	Admin
11/12/2019 13:12:16	Double Click for details	SalesOrder	Main	Admin
11/12/2019 13:09:53	Double Click for details	DeletedItem	Main	Admin
11/12/2019 13:09:53	Double Click for details	DeletedItem	Main	Admin
11/12/2019 13:09:53	Double Click for details	DeletedItem	Main	Admin
11/12/2019 13:09:52	Double Click for details	DeletedItem	Main	Admin
11/12/2019 13:09:52	Double Click for details	DeletedItem	Main	Admin
11/12/2019 13:09:49	Double Click for details	SmartOrder	Main	Admin
11/12/2019 13:09:21	Double Click for details	Customer Update	Main	Admin
11/12/2019 12:59:42	Double Click for details	LeadToAddProgressionRe	Main	Admin
11/12/2019 12:59:42	Double Click for details	Quote	Main	Admin
11/12/2019 12:54:27	Double Click for details	LeadToAddProgressionRe	Main	Admin
11/12/2019 12:54:26	Double Click for details	Invoice	Main	Admin

## Full Audit Trail

This will track any and all changes made to the TrueERP Software Suite and report on who did them, when they did them and what they did. Great for reviewing what has happened to any transaction or item within TrueERP. As nearly every transaction in ERP results in a record being created in the Audit Trail it is advisable to Purge the Audit Trail from time to time so that the file does not get too big.

## Multi Company

Create as many different company databases as required. Copy pre-defined set-ups to make creation quicker and easier or start from scratch with all your accounts, customer and suppliers etc.

## Setup Docs Path

This allows the user to choose the Set up path to where your correspondence and other documents are saved to. It is recommended and advised to make a shared folder destination for the set up path, so that everyone in a company can use the documents required for correspondence.

## How To Videos

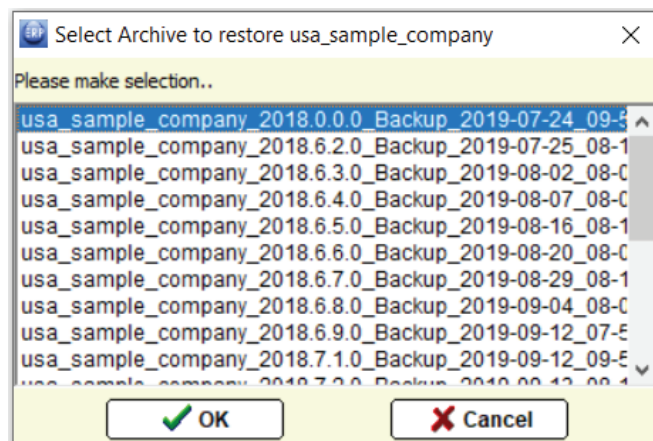
The TrueERP Software suite comes with a comprehensive range of how to videos, with everything from how to set up your file in the first place with things like opening balances and template designs, to how to run fixed assets and manufacturing modules.

## Help Notes

In addition to the video's, is an extensive set of help notes on every subject within the TrueERP Software suite.

## Restore

To restore a backup from within ERP you must be logged in to a database of the same name as the one to be restored. If for any reason you are unable to do this you should run the restore from your Windows Programs Menu.





The Workshop module is a set of tools that allows you to manage a workshop or service department from tracking equipment owned by customers to managing the work-flow of each repair, scheduling work, time sheet tracking, tracking of spare parts used, ordered and invoiced to customers. It also enables customised reporting of work performed on equipment for each equipment manufacturer using each unique manufacturers own terminology.



## Workshop Management

Full workshop management with reports including work in progress, staff costing, job costing and job profitability. Jobs can be scanned in and out of work in progress giving real time worksheets and labour costs.

## Feedback Reports

Reports on customer responses to any meeting or contact, had with any Rep or Employee. Great for getting information on how the repairs and service calls are being handled and what customers think of the Rep that attended.

## Repair and Maintenance Scheduler

Book in a repair with a client, for one-off work, warranty or regular service calls. Have these scheduled for any period, over any time, so that you know what is required for the future. In Repairs Equipment, you can add products used in the repair, timesheet entries and schedule repairs in the Calendar. You also invoice the customer directly from the repairs screen.

## Appointment Tracking

Complete breakdown of all required details for any repair, including income generated and costs involved. Great for time tracking etc.

## Equipment Tracking

Track each individual piece of equipment owned and operated by any customer, giving you a complete history on the piece of equipment and its profitability. Create schedules based on each piece of equipment or customer.

Global Ref	Equipment Name	Equipment description	Manufacture	Model	Is Product	Active	Has Attachment?
DEF1	Tractor		Lpi				
DEF3	Air conditioning Unit	Panasonic XYZ 123	Noisy Inc	456456kh			
DEF4	Equipment No 1	Random Equip					
DEF8	Sewing Machine	Sewing Machine	Singar	1959SW			
DEF10	Sewing Machine	Sewing Machine	Singar	1958SM			
DEF11	BC-01						
DEF14	Truck	4x4	John Deer	1958SM			
DEF17	Tray	Tray for Wagon	Dellware	1958SM			
DEF18	Serial Number Product						
DEF20	Magnetron		Whirlpool	abc123			
DEF21	Control Panel	Control Panel	Whirlpool	abc456			
DEF22	XBOX Power Source	XBOX Power Source	Microsoft				
DEF23	Whirlpool Microwave	Microwave unit	Whirlpool				
DEF24	XBOX One	Xbox One	Microsoft				
DEF25	A27 Widget Cleaner						
DEF26	45 Box						
DEF27	Serial Number Product-Dept 10						

## Equipment

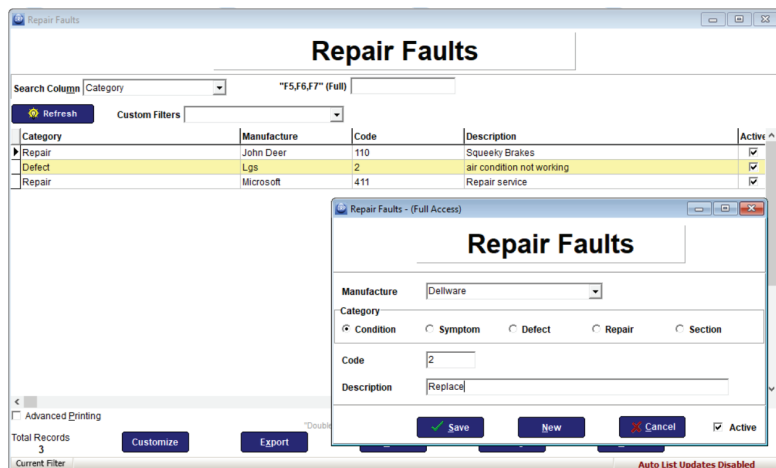
An item of Equipment is "generic" (eg. Ford falcon) until attached to a customer which can be done from the Customer screen or a Repair. Once attached the specific item can be given a registration number or serial number to identify it. For example you may have 20 customers with a Ford Falcon but Ford Falcon would only appear in the Equipment list once.

An item of Equipment may be a product that you sell or it may be supplied by a customer. Where can you add equipment from the main screen? New Equipment can be added from within the Equipment List, from the Main Screen, from a Product or from a Quote. Once in the New Equipment page either method is the same.



## Repair Fault

A Repair Fault is a manufacturers code for a particular fault, condition, symptom, defect or repair. eg. A particular manufacturer may want reports on the condition of equipment brought in for repair, the symptom reported, what defect was identified and the nature of the repair.



## Warranty Repairs

TrueERP allows you to service customer equipment and invoice the company responsible for the warranty giving complete control over servicing, products and labour costs.

## Work In Progress Reports

See at a glance what jobs are being worked on and at what stage they are at with everything from "Waiting on Product" to "Re-assignment to another Employee". Create your own stages at any time, giving you complete control over your Work In Progress.

## Manufacture

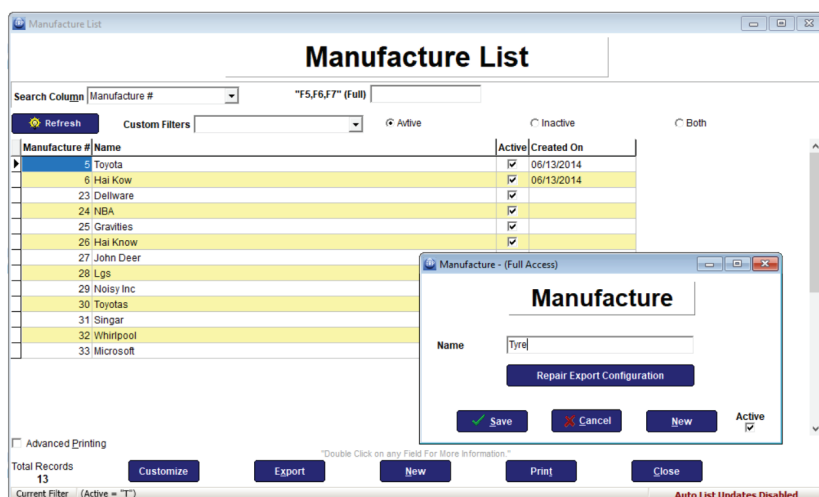
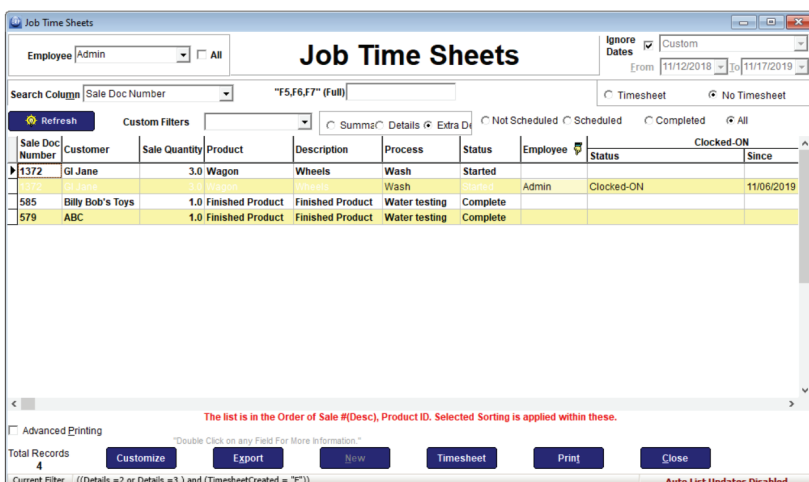
This is where you can record the Make or Manufacture of Equipment that you repair. To use the Repair Fault functionality in Repairs you must first create the Manufacture records. Within Manufacture you can also configure the Repairs export format for to match the terminology for each Manufacture.

## Service Pad

This is a calendar in which your appointment could be listed accordingly, so that you have a track of your schedules. You access the Service Pad in the Workshop Module by clicking on Service Pad. A message at the top in red will say that this form only show the 'Repair' appointment of a particular employee, usually the one who is logged in with his credentials. For other appointments you have to check it from the Main Calendar.

## Instant Invoicing

Create invoices with the push of a button, from the repair job with the inclusion of all products and labour involved.

## Job List

The Job List is a report listing details of all the Jobs entered into your TrueERP database. The list can also be viewed with Related Customers displayed.

## Time Sheet Entry

Full link with time sheets and payroll, so again all costs associated with any job are always tracked and accounted for.

## Profit & Loss Reporting

Full profit and loss reporting on each and every job, with costs and income tracked. Compare quoted values to actual income received, for greater control.





## Hardware Requirements:

### Server Specifications

ERP Software Server application will run on any computer that has Windows XP Professional, Windows 7, 8, 10 and 10 Pro. This includes Server 2003, 2008, 2008 R2, 2012 R2 and Terminal Services.

### Machine (Less than 5 accessing)

Minimum Intel Core i5, 2.4GigHz Processor, Hyper-Thread based CPU. 8GB - 16GB of RAM. 128 Gig Solid State Hard Drive. Gig Network Card.

### Machine (More than 5 accessing)

Minimum Intel Core i7, 3.0GigHz Processor, Hyper-Thread based CPU. 16GB + of RAM. 250 Gig + Solid State Hard Drive. Gig Network Card.

Please note; Do not run Windows Exchange Server with any other application, on the same machine, including ERP. Windows Exchange Server must be run on a stand alone machine.

Why a Solid State Drive (SSD) over a traditional Hard Drive (HDD)?

SSD's are more durable, faster, lighter, quieter, cost-efficient and consume less power than HDD's.

Solid state drives provide substantial benefits over traditional hard drives.

Whether you're refreshing an old laptop or trying to maximize the potential of the latest desktop, SSDs are the ultimate way to "feel" the difference in your everyday computing performance!

### Workstation Specifications

ERP Software User application will run on any computer that has Windows XP Professional, Windows 7 or above. This includes Server 2003, 2008 and Terminal Services.

Minimum Intel Core i5, 2.4GigHz Processor, Hyper-Thread based CPU. 8GB of RAM. 128 Gig Solid State Hard Drive. Gig Network Card.



# REQUIREMENTS

TRUE  
ERP



## Pricing:

### Pricing

Base System	_____	Additional Users	_____
Additions	_____	Maintenance	_____
Total Investment	_____		

### Base System

ERP Software suite, including MySQL, is as per the brochure. Includes 3 users, Unlimited Phone Support and all Updates for a 12 month period from the date of first install.

### Additional Users

Any additional Users above the base package.

### Additions

Alterations done on your request to the ERP Software suite.

### Maintenance and Support

Annual maintenance and Support for your company on the ERP Software Suite for a 12 month period from the date of first install.

### Compatible POS Hardware

This hardware has been pre-configured to run immediately in ERP with no modification required.

POS Printers; Com Port Type; (Star, Citizen iDP460, Citizen iDP3540, Hero Th200, Eltron Companion). USB Type; (Epson TM-U220 Series, Star TSP-100 Series(Recommended))

Cash Drawer; Any cash drawer with built-in Kicker compatible with the above printers.

Pole Display; Bronet VFD-860-A-SB-U

Scales; Datalogic Magellan 8300

Combined Units; E-POS E-Touch Integrated 465





## Industry Leader in Speed, Power and Stability

Sold Complete, Not Broken into Modules

Accounts	1-3	Instant Update to Entire System	47
Appointments	4-6	Invoicing and Back Orders	57
Appointment List	5	Leads and Telemarketing	41
Accounts Receivable	7	Mail Merge	13
Accounts Payable	7	Manifest Vehicle and Routes	17
Auto Loading Reminders	14	Multitple Stores	28
Auto Adjust Bin	30	Manufacturing	35-39
Auto Supplier Price Updates	51	Marketing	40-41
Batch Printing and Emaling	4	Marketing Contacts	40
Banking	7-9	Multiple Tills With Discount Options	40
Budget	10-12	Process Steps	35
Budget Profit and Loss Report	11	Prospects	40
Budget vs Actual	11	Payments	42-44
Barcode Picking	31	Payroll	45-46
Buy and Sell	49	POS (Point of Sale)	47-48
Barcode Manufacturing	36	Product Matrix	49-50
CRM (Customer Relationship Management)	13-15	Price Matrix	50
Corrective Action Reporting	23	Purchases	51-53
Capacity Planning	36	Purchase Order Reports	52
Customer List	56	Picking Slip Audit	61
Delivery	56	Personal Preferences	62
Employee	18-20	Shopping Carts	25
Employee Roster	18	Stock Take	28
EDI Compatibility	26-27	Stock Adjustment	29
EFT or Electronic Banking	45	Serial Number Tracking	30
Equipment Tracking	64	Supplier Payment	42
Five Level Security	19	Smart Orders	51
Fixed Assets	21-22	SQL Report Writer	54
Fixed Asset Register	21	Sales	56-58
Fixed Assets Report	22	Sales Order	56
Foreign Exchange Rates and List	24	Trial Balance Reporting	2
Full payment Tracking	42	Trucking and Delivery Manifest	16
Foreign Currency	43	Time Sheet Entry	62
Fully Automated Accruals	46	Training	59-60
Full Supplier History	52	Training Modules and Videos	59
Full List of charts	55	Telephone Support and Training Progress	60
Full Audit Trail	63	Utilities	61-63
General Ledger	2	Reporting	44-55
General	23-24	Real Time Reporting	54
Google & EDI	25	Repair and Maintenance Scheduler	4
Integration	25	Workshop	64-65
Instant Updates	25		
Inventory	28-34		

**ALL WITH REAL TIME REPORTING**

For More Information on TrueERP

and Where to Find your Local Support per Country

Please contact us!



# CONTACT US



## Australia

Ph: +61 7 5596 6446  
52 Castle Hill Drive,  
Gaven,  
Qld 4211  
[www.TrueErp.com.au](http://www.TrueErp.com.au)

## Canada

Ph: +1 843 377 1599  
Suite 202,  
817-4th Avenue S,  
Lethbridge,  
Alberta, T1J 0P3  
[www.TrueErp.ca](http://www.TrueErp.ca)

## United Emirates

Ph: +971 6742 3760  
Amber Gem Tower,  
Ajman Free Zone,  
Sheikh Khalifa Bin  
Zayed St, Ajman,  
[www.TrueErp.ae](http://www.TrueErp.ae)

## South Africa

Ph: +2781 807 4827  
Suite 8,  
First Floor,  
106 O'Reilly Merry Street,  
Rynfield, Benoni  
[www.TrueErp.co.za](http://www.TrueErp.co.za)

## UK

Ph: +44 203 858 7945  
The Wheat House  
Birmingham Road  
Kenilworth, CV8 1PT  
[www.TrueErp.co.uk](http://www.TrueErp.co.uk)

## USA - California

Ph: +1 843 377 1599  
16787 Beach Blvd #808  
Huntington Beach  
CA 92647  
[www.TrueErp.com](http://www.TrueErp.com)

## USA - New York

Ph: +1 843 377 1599  
Suite 11F, 2150  
Joshua's Path,  
Hauppauge, NY 11788  
[www.TrueErp.com](http://www.TrueErp.com)

## USA - Texas

Ph: +1 843 377 1599  
Suite 250-8  
2700 West Anderson Lane,  
Austin, TX 78757  
[www.TrueErp.com](http://www.TrueErp.com)

# TAKES YOU TO THE NEXT GENERATION IN BUSINESS & ACCOUNTING SOFTWARE....

